



Syed Ammal Engineering College, Ramanathapuram

An Autonomous Institution

Approved by AICTE, New Delhi & Affiliated to Anna University, Chennai.

Regulation 2024

Choice Based Credit System

B.E. Electrical and Electronics Engineering

CURRICULUM & SYLLABI FOR SEMESTERS I TO VIII

| Vision | Mission |
|--|--|
| <ul style="list-style-type: none">• To be a centre of excellence in teaching and research in Electrical and Electronics Engineering, to produce highly skilled, excellent engineers who can serve the society. | <ul style="list-style-type: none">• Provide exemplary learning environment and quality professional education.• Empower rural students with skills and knowledge for innovation through curricular, co-curricular and extra-curricular activities.• Providing ample opportunities to learn moral and ethical values to serve the society and nation. |

PROGRAMME EDUCATIONAL OBJECTIVES (PEOs)

Graduates of the programme B.E. Electrical and Electronics Engineering will able to

- PEO 1:** Excel in professional career, higher education and research.
- PEO 2:** Have good fundamental and advanced engineering knowledge to comprehend, analyze, design and create novel solutions for real life problems.
- PEO 3:** Demonstrate professionalism, entrepreneurship, ethical behavior, communication skills and collaborative team work to adapt the emerging trends by engaging in lifelong learning.

PROGRAMME OUTCOMES (POs)


Electrical and Electronics Engineering Graduates will be able to

- PO 1. Engineering knowledge:** Apply the knowledge of mathematics, science, engineering fundamentals, and an engineering specialization to the solution of complex engineering problems.
- PO 2. Problem analysis:** Identify, formulate, review research literature, and analyse complex engineering problems reaching substantiated conclusions using first principles of mathematics, natural sciences and engineering sciences.
- PO 3. Design/development of solutions:** Design solutions for complex engineering problems and design system components or processes that meet the specified needs with appropriate consideration for the public health and safety, and the cultural, societal, and environmental considerations.
- PO 4. Conduct investigations of complex problems:** Use research-based knowledge and research methods including design of experiments, analysis and interpretation of data, and synthesis of the information to provide valid conclusions for complex problems.
- PO 5. Modern tool usage:** Create, select, and apply appropriate techniques, resources, and modern engineering and IT tools including prediction and modelling to complex engineering activities with an understanding of the limitations.
- PO 6. The engineer and society:** Apply reasoning informed by the contextual knowledge to assess societal, health, safety, legal and cultural issues and the consequent responsibilities relevant to the professional engineering practice.
- PO 7. Environment and sustainability:** Understand the impact of the professional engineering solutions in societal and environmental contexts, and demonstrate the knowledge of, and need for sustainable development.
- PO 8. Ethics:** Apply ethical principles and commit to professional ethics and responsibilities and norms of the engineering practice.
- PO 9. Individual and team work:** Function effectively as an individual, and as a member or leader in diverse teams, and in multidisciplinary settings.
- PO 10. Communication:** Communicate effectively on complex engineering activities with the engineering community and with society at large, such as, being able to comprehend and write effective reports and design documentation, make effective presentations, and give and receive clear instructions.
- PO 11. Project management and finance:** Demonstrate knowledge and understanding of the engineering and management principles and apply these to one's own work, as a member and leader in a team, to manage projects and in multidisciplinary environments.
- PO 12. Life-long Learning:** Recognize the need for, and have the preparation and ability to engage in independent and lifelong learning in the broadest context of technological change.

PROGRAMME SPECIFIC OUTCOMES (PSOs)

On successful completion of the Electrical and Electronics Engineering Degree programme, the Graduates shall exhibit the following

- PSO 1:** Inculcate the ability to utilize applied sciences, transform methods, discrete mathematics, applied differential equations and numerical methods in support of electrical and electronics engineering.
- PSO 2:** Demonstrate the knowledge and hands on competence appropriate to the goals of the program in the applications of circuit analysis and design, analog and digital electronics, computer programming, embedded systems and associated software to the building, testing, operation and maintenance of electrical and electronics systems.
- PSO 3:** Demonstrate the ability to analyze design and implement control and instrumentation systems, computer systems and power and energy systems.
- PSO 4:** Introduce and improvise the ability to apply project management techniques to electrical and electronics systems.



SEMESTER – I

| S.NO. | COURSE CODE | COURSE TITLE | CATEGORY | PERIODS PER WEEK | | | TOTAL CONTACT PERIODS | CREDITS |
|-------------------|-------------|--|----------|------------------|----------|-----------|-----------------------|-----------|
| | | | | L | T | P | | |
| 1. | 24IP101T | Induction Programme | - | - | - | - | - | 0 |
| THEORY | | | | | | | | |
| 2. | 24EN101T | Professional English - I | HSMC | 3 | 0 | 0 | 3 | 3 |
| 3. | 24MA101T | Matrices and Calculus | BSC | 3 | 1 | 0 | 4 | 4 |
| 4. | 24PH101T | Engineering Physics | BSC | 3 | 0 | 0 | 3 | 3 |
| 5. | 24CH101T | Engineering Chemistry | BSC | 3 | 0 | 0 | 3 | 3 |
| 6. | 24GE101T | Problem Solving using C Programming | ESC | 3 | 0 | 0 | 3 | 3 |
| 7. | 24TA101T | தமிழர் மரபு /Heritage of Tamils | HSMC | 1 | 0 | 0 | 1 | 1 |
| PRACTICALS | | | | | | | | |
| 8. | 24GE101P | Problem Solving using C Programming Laboratory | ESC | 0 | 0 | 4 | 4 | 2 |
| 9. | 24BS101P | Physics and Chemistry Laboratory | BSC | 0 | 0 | 4 | 4 | 2 |
| 10. | 24GE102P | English Laboratory | EEC | 0 | 0 | 2 | 2 | 1 |
| TOTAL | | | | 16 | 1 | 10 | 27 | 22 |

SEMESTER – II

| S.NO. | COURSE CODE | COURSE TITLE | CATEGORY | PERIODS PER WEEK | | | TOTAL CONTACT PERIODS | CREDITS |
|------------|-------------|--|----------|------------------|---|----|-----------------------|---------|
| | | | | L | T | P | | |
| THEORY | | | | | | | | |
| 1. | 24EN201T | Professional English - II | HSMC | 2 | 0 | 0 | 2 | 2 |
| 2. | 24MA201T | Statistics and Numerical Methods | BSC | 3 | 1 | 0 | 4 | 4 |
| 3. | 24PH202T | Physics for Electrical Engineering | BSC | 3 | 0 | 0 | 3 | 3 |
| 4. | 24BE202T | Basic Civil and Mechanical Engineering | ESC | 3 | 0 | 0 | 3 | 3 |
| 5. | 24GE201T | Engineering Graphics | ESC | 2 | 0 | 4 | 6 | 4 |
| 6. | 24EE201T | Electric Circuit Analysis | PCC | 3 | 1 | 0 | 4 | 4 |
| 7. | 24TA201T | தமிழரும் தொழில்நுட்பமும் / Tamils and Technology | HSMC | 1 | 0 | 0 | 1 | 1 |
| PRACTICALS | | | | | | | | |
| 8. | 24GE201P | Engineering Practices Laboratory | ESC | 0 | 0 | 4 | 4 | 2 |
| 9. | 24EE201P | Electric Circuits Laboratory | PCC | 0 | 0 | 4 | 4 | 2 |
| 10. | 24GE202P | Communication Skills Laboratory | EEC | 0 | 0 | 4 | 4 | 2 |
| TOTAL | | | | 17 | 2 | 16 | 35 | 27 |

SEMESTER – III

| S.NO. | COURSE CODE | COURSE TITLE | CATEGORY | PERIODS PER WEEK | | | TOTAL CONTACT PERIODS | CREDITS |
|------------|-------------|---|----------|------------------|---|----|-----------------------|---------|
| | | | | L | T | P | | |
| THEORY | | | | | | | | |
| 1. | 24MA301T | Transforms and Partial Differential Equations | BSC | 3 | 1 | 0 | 4 | 4 |
| 2. | 24EE301T | Electromagnetic Fields | PCC | 3 | 1 | 0 | 4 | 4 |
| 3. | 24EE302T | Electrical Machines-I | PCC | 3 | 0 | 0 | 3 | 3 |
| 4. | 24EE303I | Digital Logic Circuits and Design | PCC | 3 | 0 | 2 | 5 | 4 |
| 5. | 24EE304I | Electron Devices and Circuits | PCC | 3 | 0 | 2 | 5 | 4 |
| 6. | 24GE301I | Python Programming | ESC | 3 | 0 | 2 | 5 | 4 |
| PRACTICALS | | | | | | | | |
| 7. | 24EE301P | Electrical Machines Laboratory -I | PCC | 0 | 0 | 3 | 3 | 1.5 |
| 8. | 24GE301P | Professional Development | ECC | 0 | 0 | 2 | 2 | 1 |
| TOTAL | | | | 18 | 2 | 11 | 31 | 25.5 |

SEMESTER – IV

| S.NO. | COURSE CODE | COURSE TITLE | CATEGORY | PERIODS PER WEEK | | | TOTAL CONTACT PERIODS | CREDITS |
|------------|-------------|---|----------|------------------|---|---|-----------------------|---------|
| | | | | L | T | P | | |
| THEORY | | | | | | | | |
| 1. | 24EE401T | Power Generation Systems | PCC | 3 | 0 | 0 | 3 | 3 |
| 2. | 24EE402T | Electrical Machines-II | PCC | 3 | 0 | 0 | 3 | 3 |
| 3. | 24EE403T | Transmission and Distribution | PCC | 3 | 0 | 0 | 3 | 3 |
| 4. | 24EE404T | Measurements and Instrumentation | PCC | 3 | 0 | 0 | 3 | 3 |
| 5. | 24GE401T | Environmental Sciences and Sustainability | BSC | 2 | 0 | 0 | 2 | 2 |
| 6. | 24EE405I | Microprocessor and Microcontroller | PCC | 3 | 0 | 2 | 5 | 4 |
| 7. | 24EE406I | Linear Integrated Circuits and Applications | PCC | 3 | 0 | 2 | 5 | 4 |
| PRACTICALS | | | | | | | | |
| 8. | 24EE401P | Electrical Machines-II Laboratory | PCC | 0 | 0 | 3 | 3 | 1.5 |
| TOTAL | | | | 20 | 0 | 7 | 27 | 23.5 |

SEMESTER – V

| S.NO. | COURSE CODE | COURSE TITLE | CATEGORY | PERIODS PER WEEK | | | TOTAL CONTACT PERIODS | CREDITS |
|------------|-------------|--|----------|------------------|---|---|-----------------------|---------|
| | | | | L | T | P | | |
| THEORY | | | | | | | | |
| 1. | 24EE501T | Power System Analysis | PCC | 3 | 0 | 0 | 3 | 3 |
| 2. | 24EE502T | Power Electronics | PCC | 3 | 0 | 0 | 3 | 3 |
| 3. | 24EE503T | Control Systems | PCC | 3 | 0 | 0 | 3 | 3 |
| 4. | | Professional Elective I | PEC | 3 | 0 | 0 | 3 | 3 |
| 5. | | Professional Elective II | PEC | 3 | 0 | 0 | 3 | 3 |
| 6. | | Professional Elective III | PEC | 3 | 0 | 0 | 3 | 3 |
| 7. | | Mandatory Course-I [#] | MC | 3 | 0 | 0 | 3 | 0 |
| PRACTICALS | | | | | | | | |
| 8. | 24EE501P | Power Electronics Laboratory | PCC | 0 | 0 | 3 | 3 | 1.5 |
| 9. | 24EE502P | Control and Instrumentation Laboratory | PCC | 0 | 0 | 3 | 3 | 1.5 |
| TOTAL | | | | 21 | 0 | 6 | 27 | 21 |

Mandatory Course-I is a Non-credit Course (Student shall select one course from the list given under MC-I)

SEMESTER – VI

| S.NO. | COURSE CODE | COURSE TITLE | CATEGORY | PERIODS PER WEEK | | | TOTAL CONTACT PERIODS | CREDITS |
|------------|-------------|------------------------------------|----------|------------------|---|---|-----------------------|---------|
| | | | | L | T | P | | |
| THEORY | | | | | | | | |
| 1. | 24EE601T | Protection and Switchgear | PCC | 3 | 0 | 0 | 3 | 3 |
| 2. | 24EE602T | Power System Operation and Control | PCC | 3 | 0 | 0 | 3 | 3 |
| 3. | | Professional Elective – IV | PEC | 3 | 0 | 0 | 3 | 3 |
| 4. | | Professional Elective – V | PEC | 3 | 0 | 0 | 3 | 3 |
| 5. | | Professional Elective – VI | PEC | 3 | 0 | 0 | 3 | 3 |
| 6. | | Open Elective – I * | OEC | 2 | 0 | 2 | 4 | 3 |
| 7. | | Mandatory Course – II # | MC | 3 | 0 | 0 | 3 | - |
| PRACTICALS | | | | | | | | |
| 8. | 24EE601P | Power System Simulation Laboratory | PCC | 0 | 0 | 4 | 4 | 2 |
| 9. | 24EE602P | Mini Project | EEC | 0 | 0 | 2 | 2 | 1 |
| TOTAL | | | | 20 | 0 | 8 | 28 | 21 |

Mandatory Course-II is a Non-credit Course (Student shall select one course from the list given under MC-II)

*Open Elective – I shall be chosen from the emerging technologies.

SEMESTER – VII / VIII*

| S.NO. | COURSE CODE | COURSE TITLE | CATEGORY | PERIODS PER WEEK | | | TOTAL CONTACT PERIODS | CREDITS |
|--------|-------------|--|----------|------------------|---|---|-----------------------|---------|
| | | | | L | T | P | | |
| THEORY | | | | | | | | |
| 1. | 24EE701T | High Voltage Engineering | PCC | 3 | 0 | 0 | 3 | 3 |
| 2. | 24GE701T | Human Values and Ethics | HSMC | 2 | 0 | 0 | 2 | 2 |
| 3. | | Professional Elective VII | PEC | 3 | 0 | 0 | 3 | 3 |
| 4. | | Open Elective - II ** | OEC | 3 | 0 | 0 | 3 | 3 |
| 5. | | Open Elective - III *** | OEC | 3 | 0 | 0 | 3 | 3 |
| 6. | | Open Elective - IV *** | OEC | 3 | 0 | 0 | 3 | 3 |
| 7. | | Elective - Management – I [#] | HSMC | 3 | 0 | 0 | 3 | 3 |
| TOTAL | | | | 20 | 0 | 0 | 20 | 20 |

* If the students undergo internship in Semester VII, then the courses offered during Semester VII will be offered during Semester VIII

** Open Elective – II shall be chosen from the emerging technologies

*** Open Elective III and IV (shall be chosen from the list of open electives offered by other Programmes)

[#] Elective - Management shall be chosen from the Elective Management Courses

SEMESTER – VIII / VII *

| S.NO. | COURSE CODE | COURSE TITLE | CATEGORY | PERIODS PER WEEK | | | TOTAL CONTACT PERIODS | CREDITS |
|------------|-------------|---------------------------|----------|------------------|---|----|-----------------------|---------|
| | | | | L | T | P | | |
| PRACTICALS | | | | | | | | |
| 1. | 24EE801P | Project Work / Internship | EEC | 0 | 0 | 20 | 20 | 10 |
| TOTAL | | | | 0 | 0 | 20 | 20 | 10 |

* If the students undergo internship in Semester VII, then the courses offered during Semester VII will be offered during Semester VIII

Total Credits: 170

SUMMARY

| S.NO. | SUBJECT AREA | CREDITS PER SEMESTER | | | | | | | | CREDITS TOTAL |
|-------|--------------------------------|----------------------|-----------|-------------|-------------|-----------|-----------|-----------|-----------|---------------|
| | | I | II | III | IV | V | VI | VII/VIII | VIII/VII | |
| 1. | HSMC | 4 | 4 | - | - | - | - | 5 | - | 13 |
| 2. | BSC | 12 | 7 | 4 | 2 | - | - | - | - | 25 |
| 3. | ESC | 5 | 9 | 4 | - | - | - | - | - | 18 |
| 4. | PCC | - | 6 | 16.5 | 21.5 | 12 | 8 | 3 | - | 67 |
| 5. | PEC | - | - | - | - | 9 | 9 | 3 | - | 21 |
| 6. | OEC | - | - | - | - | - | 3 | 9 | - | 12 |
| 7. | EEC | 1 | 1 | 1 | - | - | 1 | - | 10 | 14 |
| | Total | 22 | 27 | 25.5 | 23.5 | 21 | 21 | 20 | 10 | 170 |
| 8. | #Mandatory Course (Non-credit) | - | - | - | - | ✓ | ✓ | - | - | - |

- HSMC** – Humanities and Social Sciences including Management Courses
- BSC** – Basic Science Courses (Maths, Physics, Chemistry and EVS)
- ESC** – Engineering Science Courses (Basic Engineering)
- PCC** – Professional Core Courses (Branch Compulsory Courses)
- PEC** – Professional Elective Courses (Branch Elective Course)
- OE** – Open Elective Courses (Elective Courses offered by other branches)
- EEC** – Employability Enhancement Course (Communication lab, Project, Internship, Seminar, Case studies, Industrial training, Professional Practices)

This is a mandatory 2 week programme to be conducted as soon as the students enter the institution. Normal classes start only after the induction program is over. The following are the activities under the induction program in which the student would be fully engaged throughout the day for the entire duration of the program.

(i) Physical Activity

This would involve a daily routine of physical activity with games and sports, yoga, gardening, etc.

(ii) Creative Arts

Every student would choose one skill related to the arts whether visual arts or performing arts. Examples are painting, sculpture, pottery, music, dance etc. The student would pursue it every day for the duration of the program. These would allow for creative expression. It would develop a sense of aesthetics and also enhance creativity which would, hopefully, grow into engineering design later.

(iii) Universal Human Values

This is the anchoring activity of the Induction Programme. It gets the student to explore oneself and allows one to experience the joy of learning, stand up to peer pressure, take decisions with courage, be aware of relationships with colleagues and supporting stay in the hostel and department, be sensitive to others, etc. A module in Universal Human Values provides the base. Methodology of teaching this content is extremely important. It must not be through do's and don't's, but get students to explore and think by engaging them in a dialogue. It is best taught through group discussions and real life activities rather than lecturing.

Discussions would be conducted in small groups of about 20 students with a faculty mentor each. It would be effective that the faculty mentor assigned is also the faculty advisor for the student for the full duration of the UG programme.

(iv) Literary Activity

Literary activity would encompass reading, writing and possibly, debating, enacting a play etc.

(v) Proficiency Modules

This would address some lacunas that students might have, for example, English, computer familiarity etc.

(vi) Lectures by Eminent People

Motivational lectures by eminent people from all walks of life should be arranged to give the students exposure to people who are socially active or in public life.

(vii) Visits to Local Area

A couple of visits to the landmarks of the city, or a hospital or orphanage could be organized. This would familiarize them with the area as well as expose them to the under privileged.

(viii) Familiarization to Dept./Branch & Innovations

They should be told about what getting into a branch or department means what role it plays in society, through its technology. They should also be shown the laboratories, workshops & other facilities.

(ix) Department Specific Activities

About a week can be spent in introducing activities (games, quizzes, social interactions, small experiments, design thinking etc.) that are relevant to the particular branch of Engineering / Technology/Architecture that can serve as a motivation and kindle interest in building things (become a maker) in that particular field. The curriculum details of the particular branch of Engineering / Technology have to be communicated to the students. This can be conducted in the form of a workshop. For example, CSE and IT students may be introduced to activities that kindle computational thinking, and get them to build simple games. ECE students may be introduced to building simple circuits as an extension of their knowledge in science, and so on. Students may be asked to build stuff using their knowledge of science.

Induction Programme is totally an activity-based programme and therefore there shall be no tests / assessments during this programme.

References: Guide to Induction program from AICTE

COURSE OBJECTIVES:

- To improve the communicative competence of learners.
- To learn to use basic grammatic structures in suitable contexts.
- To acquire lexical competence and use them appropriately in a sentence and understand their meaning in a text.
- To help learners to use language effectively in professional contexts.
- To develop learners' ability to read and write complex texts, summaries, articles, blogs, definitions, essays and user manuals

UNIT I INTRODUCTION TO FUNDAMENTALS OF COMMUNICATION 9

Reading - Reading brochures (technical context), social media messages relevant to technical contexts and emails. Writing - Writing emails / letters introducing oneself. Grammar –Parts of Speech; Kinds of Sentences; Present Tense and its forms; Question types: Wh / Yes or No/ and Tags. Vocabulary - One word substitution; Abbreviations & Acronyms (as used in technical contexts).

UNIT II NARRATION AND SUMMATION 9

Reading - Reading newspaper reports, Excerpts from literature, and travel & technical blogs. Writing - Guided writing - Paragraph writing, Short Report on an event (field trip etc.) Grammar –Past tense and its forms; Subject-Verb Agreement. Vocabulary - Word forms (prefixes& suffixes); Synonyms and Antonyms. Phrasal verbs.

UNIT III DESCRIPTION OF A PROCESS / PRODUCT 9

Reading — Reading advertisements, gadget reviews; user manuals. Writing - Writing definitions; instructions; and Product /Process description. Grammar - Imperatives; Adjectives; Degrees of comparison; Future and its forms. Vocabulary - Compound Nouns, Homonyms; and Homophones, discourse markers (connectives & sequence words).

UNIT IV CLASSIFICATION AND RECOMMENDATIONS 9

Reading – Newspaper articles; Journal reports –and Non-Verbal Communication (tables, pie charts etc.). Writing — Note-making / Note-taking; Writing recommendations ; Transferring information from nonverbal (chart, graph etc, to verbal mode) Grammar – Articles; Pronouns - Possessive & Relative pronouns. Vocabulary - Collocations; Fixed / Semi fixed expressions.

UNIT V EXPRESSION 9

Reading – Reading editorials; Writing – Essay Writing (Descriptive or narrative). Grammar- Punctuation; Negation (Statements & Questions); and Simple, Compound & Complex Sentences. Vocabulary - Cause & Effect Expressions – Content vs Function words.

TOTAL: 45 PERIODS

COURSE OUTCOMES:

At the end of the course, the students will be able to

CO1: Apply Fourier transform techniques to solve PDE technology.

CO2: Gain understanding of basic grammatical structures and use them in right context.

CO3: Read and infer the denotative and connotative meanings of technical texts.

CO4: Read and interpret information presented in tables, charts and other graphic forms.

CO5: Write definitions, descriptions, narrations and essays on various topics.

TEXT BOOKS:

1. English for Engineers & Technologists Orient Blacks wan Private Ltd. Department of English, Anna University, (2020 edition).
2. English for Science & Technology Cambridge University Press, 2021. Authored by Dr. Veena Selvam, Dr. Sujatha Priyadarshini, Dr. Deepa Mary Francis, Dr. KN. Shoba, and Dr. Lourdes Jovani, Department of English, Anna University.

REFERENCES:

1. Technical Communication — Principles and Practices By Meenakshi Raman & Sangeeta Sharma, Oxford Univ. Press, 2016, New Delhi.
2. A Course Book on Technical English By Lakshminarayanan, Scitech Publications (India) Pvt.Ltd
3. English For Technical Communication (With CD) By Aysha Viswamohan, Mcgraw Hill Education, ISBN : 0070264244.
4. Effective Communication Skill, Kulbhusan Kumar, RS Salaria, Khanna Publishing House.
5. Learning to Communicate – Dr. V. Chellammal, Allied Publishing House, New Delhi, 2003.

WEB SOURCES:

1. <https://www.talkenglish.com/grammar/grammar.aspx>.
2. <https://basicenglishspeaking.com/basic-english-grammar-rules/>
3. https://www.englishbook.in/beginner-english-grammar/#google_vignette.
4. <https://english-at-home.com/grammar/>
5. <https://www.englishclub.com/grammar/>

CO's – PO's & PSO's MAPPING

| CO | PO | | | | | | | | | | | | PSO | | | |
|------|----|---|---|---|---|---|---|---|---|----|----|----|-----|---|---|---|
| | 1 | 2 | 3 | 4 | 5 | 6 | 7 | 8 | 9 | 10 | 11 | 12 | 1 | 2 | 3 | 4 |
| 1 | - | - | - | - | - | 1 | - | 1 | 2 | 3 | - | 3 | - | - | - | - |
| 2 | - | - | - | - | - | 1 | - | 1 | 2 | 3 | - | 3 | - | - | - | - |
| 3 | - | - | - | - | - | 1 | - | 1 | 2 | 3 | - | 3 | - | - | - | - |
| 4 | - | - | - | - | - | 1 | - | 1 | 2 | 3 | - | 3 | - | - | - | - |
| 5 | - | - | - | - | - | 1 | - | 1 | 2 | 3 | - | 3 | - | - | - | - |
| Avg. | - | - | - | - | - | 1 | - | 1 | 2 | 3 | - | 3 | - | - | - | - |

1 - Low, 2 - Medium, 3 - High, '-' - No Correlation

COURSE OBJECTIVES:

- To develop the use of matrix algebra techniques that is needed by engineers for practical applications.
- To familiarize the students with differential calculus.
- To familiarize the student with functions of several variables. This is needed in many branches of engineering.
- To make the students understand various techniques of integration.
- To acquaint the student with mathematical tools needed in evaluating multiple integrals and their applications

UNIT I MATRICES**9 + 3**

Eigenvalues and Eigenvectors of a real matrix – Characteristic equation – Properties of Eigenvalues and Eigenvectors – Cayley - Hamilton theorem – Diagonalization of matrices by orthogonal transformation – Reduction of a quadratic form to canonical form by orthogonal transformation – Nature of quadratic forms – Applications: Stretching of an elastic membrane

UNIT II DIFFERENTIAL CALCULUS**9 + 3**

Representation of functions - Limit of a function - Continuity - Derivatives - Differentiation rules (sum, product, quotient, chain rules) - Implicit differentiation - Logarithmic differentiation - Applications: Maxima and Minima of functions of one variable.

UNIT III FUNCTIONS OF SEVERAL VARIABLES**9 + 3**

Partial differentiation – Homogeneous functions and Euler's theorem – Total derivative – Change of variables – Jacobians – Partial differentiation of implicit functions – Taylor's series for functions of two variables – Applications: Maxima and minima of functions of two variables and Lagrange's method of undetermined multipliers.

UNIT IV INTEGRAL CALCULUS**9 + 3**

Definite and Indefinite integrals - Substitution rule - Techniques of Integration: Integration by parts, Trigonometric integrals, Trigonometric substitutions, Integration of rational functions by partial fraction, Integration of irrational functions - Improper integrals - Applications: Hydrostatic force and pressure, moments and centres of mass.

UNIT V MULTIPLE INTEGRALS**9 + 3**

Double integrals – Change of order of integration – Double integrals in polar coordinates – Area enclosed by plane curves – Triple integrals – Volume of solids – Change of variables in double and triple integrals – Applications: Moments and centres of mass, moment of inertia.

TOTAL: 60 PERIODS

COURSE OUTCOMES:

At the end of the course, the students will be able to

CO1: Apply Fourier transform techniques to solve PDE technology.

CO2: Apply differential calculus tools in solving various application problems.

CO3: Able to use differential calculus ideas on several variable functions.

CO4: Apply different methods of integration in solving practical problems.

CO5: Apply multiple integral ideas in solving areas, volumes and other practical problems.

TEXT BOOKS:

1. Kreyszig. E, "Advanced Engineering Mathematics", John Wiley and Sons, 10th Edition, New Delhi, 2016.
2. Grewal.B.S., "Higher Engineering Mathematics", Khanna Publishers, New Delhi, 44th Edition, 2018.
3. James Stewart, "Calculus: Early Transcendentals", Cengage Learning, 8th Edition, New Delhi, 2015. [For Units II & IV - Sections 1.1, 2.2, 2.3, 2.5, 2.7 (Tangents problems only), 2.8, 3.1 to 3.6, 3.11, 4.1, 4.3, 5.1 (Area problems only), 5.2, 5.3, 5.4 (excluding net change theorem), 5.5, 7.1 - 7.4 and 7.8].

REFERENCES:

1. Anton. H, Bivens. I and Davis. S, "Calculus", Wiley, 10th Edition, 2016.
2. Bali. N., Goyal. M. and Watkins. C., "Advanced Engineering Mathematics", Firewall Media (An imprint of Lakshmi Publications Pvt., Ltd.), New Delhi, 7th Edition, 2009.
3. Jain. R.K. and Iyengar. S.R.K., "Advanced Engineering Mathematics", Narosa Publications, New Delhi, 5th Edition, 2016.
4. Narayanan.S. and Manicavachagom Pillai.T.K., "Calculus" Volume I and II, S. Viswanathan Publishers Pvt. Ltd., Chennai, 2009.
5. Ramana. B.V., "Higher Engineering Mathematics", McGraw Hill Education Pvt. Ltd, New Delhi, 2016.
6. Srimantha Pal and Bhunia. S.C, "Engineering Mathematics" Oxford University Press, 2015.
7. Thomas. G. B., Hass. J, and Weir. M.D, "Thomas Calculus", 14th Edition, Pearson India, 2018.

CO's – PO's & PSO's MAPPIN

| CO | PO | | | | | | | | | | | | PSO | | | |
|------|----|---|---|---|---|---|---|---|---|----|----|----|-----|---|---|---|
| | 1 | 2 | 3 | 4 | 5 | 6 | 7 | 8 | 9 | 10 | 11 | 12 | 1 | 2 | 3 | 4 |
| 1 | 3 | 3 | 1 | 1 | - | - | - | - | 2 | - | 2 | 3 | 2 | 2 | 2 | 2 |
| 2 | 3 | 3 | 1 | 1 | - | - | - | - | 2 | - | 2 | 3 | 2 | 2 | 2 | 2 |
| 3 | 3 | 3 | 1 | 1 | - | - | - | - | 2 | - | 2 | 3 | 2 | 2 | 2 | 2 |
| 4 | 3 | 3 | 1 | 1 | - | - | - | - | 2 | - | 2 | 3 | 2 | 2 | 2 | 2 |
| 5 | 3 | 3 | 1 | 1 | - | - | - | - | 2 | - | 2 | 3 | 2 | 2 | 2 | 2 |
| Avg. | 3 | 3 | 1 | 1 | - | - | - | - | 2 | - | 2 | 3 | 2 | 2 | 2 | 2 |

1 - Low, 2 - Medium, 3 - High, '-' - No Correlation

COURSE OBJECTIVES:

- To make the students effectively achieve an understanding of mechanics.
- To enable the students to gain knowledge of electromagnetic waves and its applications.
- To introduce the basics of oscillations, optics and lasers.
- Equipping the students to successfully understand the importance of quantum physics.
- To motivate the students towards the applications of quantum mechanics.

UNIT I MECHANICS**9**

Multi-particle dynamics: Center of mass (CM) – CM of continuous bodies – motion of the CM – Rotation of rigid bodies: Rotational kinematics – rotational kinetic energy and moment of inertia - Theorems of M.I – moment of inertia of solid sphere and solid cylinder – M.I of a diatomic molecule - torque – rotational dynamics of rigid bodies – conservation of angular momentum – rotational energy state of a rigid diatomic molecule - gyroscope - torsional pendulum –Introduction to nonlinear oscillations.

UNIT II ELECTROMAGNETIC WAVES**9**

The Maxwell's equations - wave equation; Plane electromagnetic waves in vacuum, Conditions on the wave field - properties of electromagnetic waves: speed, amplitude, phase, orientation and waves in matter - polarization - Energy and momentum in EM waves: Intensity, waves from localized sources, momentum and radiation pressure - Cell-phone reception. RADAR and its application.

UNIT III OSCILLATIONS, OPTICS AND LASERS**9**

Simple harmonic motion - resonance - waves on a string - standing waves - traveling waves - sound waves - Doppler effect. Reflection and refraction of light waves - total internal reflection – Fiber optics-application-interference –Theory of air wedge and experiment.^[1]_{SEP} Theory of laser - characteristics - Spontaneous and stimulated emission - Einstein's coefficients - population inversion - Nd-YAG laser, CO₂ laser, semiconductor laser –Basic applications of lasers in industry.

UNIT IV BASIC QUANTUM MECHANICS**9**

Photons and light waves - Electrons and matter waves - The Schrodinger equation (Time dependent and time independent forms) - meaning of wave function – Normalization –Free particle - particle in a infinite potential well: 1D,2D and 3D Boxes- Normalization, probabilities.

UNIT V APPLIED QUANTUM MECHANICS**9**

Double integrals – Change of order of integration – Double integrals in polar coordinates – Area enclosed by plane curves – Triple integrals – Volume of solids – Change of variables in double and triple integrals – Applications: Moments and centres of mass, moment of inertia.

TOTAL: 45 PERIODS

COURSE OUTCOMES:

At the end of the course, the students will be able to

CO1: Understand the importance of mechanics.

CO2: Express their knowledge in electromagnetic waves.

CO3: Demonstrate a strong foundational knowledge in oscillations, optics and lasers.

CO4: Understand the importance of quantum physics.

CO5: Comprehend and apply quantum mechanical principles towards the formation of energy bands.

TEXT BOOKS:

1. D.Kleppner and R.Kolenkow. An Introduction to Mechanics. McGraw Hill Education (Indian Edition), 2017.
2. E.M.Purcell and D.J.Morin, Electricity and Magnetism, Cambridge Univ.Press, 2013.
3. Arthur Beiser, Shobhit Mahajan, S. Rai Choudhury, Concepts of Modern Physics, McGraw-Hill (Indian Edition), 2017.

REFERENCES :

1. R.Wolfson. Essential University Physics. Volume 1 & 2. Pearson Education (Indian Edition), 2009.
2. Paul A. Tipler, Physic – Volume 1 & 2, CBS, (Indian Edition), 2004.
3. K.Thyagarajan and A.Ghatak. Lasers: Fundamentals and Applications, Laxmi Publications, (Indian Edition), 2019.
4. D.Halliday, R.Resnick and J.Walker. Principles of Physics, Wiley (Indian Edition), 2015.
5. N.Garcia, A.Damask and S.Schwarz. Physics for Computer Science Students. Springer-Verlag, 2012.

CO's – PO's & PSO's MAPPING

| CO | PO | | | | | | | | | | | | PSO | | | |
|------|----|---|-----|-----|-----|---|---|---|---|----|----|----|-----|-----|-----|---|
| | 1 | 2 | 3 | 4 | 5 | 6 | 7 | 8 | 9 | 10 | 11 | 12 | 1 | 2 | 3 | 4 |
| 1 | 3 | 3 | 2 | 1 | 1 | 1 | - | - | - | - | - | 1 | 1 | 1 | 1 | - |
| 2 | 3 | 3 | 2 | 1 | 2 | 1 | - | - | - | - | - | 1 | - | 1 | - | - |
| 3 | 3 | 3 | 2 | 2 | 2 | 1 | - | - | - | - | - | 1 | 1 | - | 1 | - |
| 4 | 3 | 3 | 1 | 1 | 2 | 1 | - | - | - | - | - | 1 | 1 | - | - | - |
| 5 | 3 | 3 | 1 | 1 | 2 | 1 | - | - | - | - | - | 1 | 0 | 1 | 1 | - |
| Avg. | 3 | 3 | 1.6 | 1.2 | 1.8 | 1 | - | - | - | - | - | 1 | 0.6 | 0.6 | 0.6 | - |

1 - Low, 2 - Medium, 3 - High, '-' - No Correlation

COURSE OBJECTIVES:

- To make the students, familiar with boiler feed water requirements, related problems and water treatment techniques.
- To learn the basic concept and principle of electrochemical cell.
- To learn the device corrosion, types of corrosion and its protection method.
- To be familiar with different types of fuel and combustion.
- To understand the various types of batteries and renewable resources.

UNIT I WATER AND ITS TREATMENT**9**

Water: Sources and impurities-. Municipal water treatment: primary treatment and disinfection (UV, Ozonation, break-point chlorination). Desalination of brackish water: Reverse Osmosis. Boiler troubles: Scale and sludge, Boiler corrosion, Caustic embrittlement, Priming & foaming. Treatment of boiler feed water: Internal treatment (phosphate, colloidal, sodium aluminate and calgon conditioning) and External treatment – Ion exchange demineralisation and zeolite process.

UNIT II ELECTRO CHEMISTRY**9**

Electrochemistry: Basic concepts of electrochemistry; Conductance: Specific, equivalent and molar conductance and effect of dilution on conductance (Electrochemical cells: Galvanic cell (Daniel cell); Electrode potential; Electrochemical series and its applications; Nernst equation; Reference electrodes: Standard Hydrogen Electrode (SHE), Standard Calomel Electrode (SCE) Ion-Selective Electrode (ISE).

UNIT III DEVICE CORROSION**9**

Introduction – chemistry of IC and PCB- causes of corrosion on IC, PC - miniaturization, complex material utilisation, production and service factors, Electrical Contact Degradation – environmental contamination (airborne contaminants) - Forms of corrosion – anodic & cathodic corrosion – Electrolytic metal migration – Corrosion in Service and Production — pore & creep corrosion in electrical contacts and metallic joints – Fretting corrosion in microelectronic and the wear patterns – corrosion costs – corrosion protection of computer hardware – self-assembled.

UNIT IV FUELS AND COMBUSTION**9**

Fuels: Introduction: Classification of fuels; Coal and coke: Analysis of coal (proximate and ultimate), Carbonization, Manufacture of metallurgical coke (Otto Hoffmann method). Petroleum and Diesel: Manufacture of synthetic petrol (Bergius process), Knocking - octane number, diesel oil - cetane number; Power alcohol and biodiesel.

Combustion of fuels: Introduction: Calorific value - higher and lower calorific values, Theoretical calculation of calorific value; Ignition temperature: spontaneous ignition temperature, Explosive range; Flue gas analysis - ORSAT Method. CO₂ emission and carbon foot print.

UNIT V ENERGY RESOURCES**9**

Nuclear energy: Nuclear fission – Nuclear Fusion: light water nuclear power plant, breeder reactor. Solar energy conversion: Principle, working and applications of solar cells; Recent developments in solar cell materials. Wind energy; Geothermal energy; Biomass energy Batteries: Types of batteries, Primary battery - dry cell, Secondary battery - lead acid battery and lithium-ion-battery; Electric vehicles-working principles; Fuel cells: H₂-O₂ fuel cell, microbial fuel cell; Supercapacitors.

TOTAL: 45 PERIODS

At the end of the course, the students will be able to

C02: Understand the basic concept of electrochemistry and various types of electrodes and its applications.

CO3: Understand the various types of corrosion and its prevention technique.

CO4: Recommend suitable fuels for engineering processes and applications.

CO5: Recognize different forms of energy resources and apply them for suitable applications in energy sectors.

1. P. C. Jain and Monica Jain, “Engineering Chemistry”, 17th Edition, Dhanpat Rai Publishing Company (P) Ltd, New Delhi, 2018.
2. Sivasankar B., “Engineering Chemistry”, Tata McGraw-Hill Publishing Company Ltd, New Delhi, 2008.
3. S.S. Dara, “A text book of Engineering Chemistry”, S. Chand Publishing, 12th Edition, 2018.

1. O.G. Palanna, "Engineering Chemistry" McGraw Hill Education (India) Private Limited, 2nd Edition, 2017.
2. Friedrich Emich, "Engineering Chemistry", Scientific International PVT, LTD, New Delhi, 2014.
3. Shikha Agarwal, "Engineering Chemistry-Fundamentals and Applications", Cambridge University Press, Delhi, Second Edition, 2019.

| CO | PO | | | | | | | | | | | | PSO | | | |
|------|----|---|---|---|---|---|---|---|---|----|----|-----|-----|---|---|---|
| | 1 | 2 | 3 | 4 | 5 | 6 | 7 | 8 | 9 | 10 | 11 | 12 | 1 | 2 | 3 | 4 |
| 1 | 3 | 1 | - | - | - | 1 | 1 | 1 | 1 | 1 | - | 2 | - | - | - | - |
| 2 | 3 | 1 | - | - | - | 1 | 1 | 1 | 1 | 1 | - | 1 | - | - | - | - |
| 3 | 3 | 1 | - | - | - | 1 | 1 | 1 | 1 | 1 | - | 2 | - | - | - | - |
| 4 | 3 | 1 | - | - | - | 1 | 1 | 1 | 1 | 1 | - | 2 | - | - | - | - |
| 5 | 3 | 1 | - | - | - | 1 | 1 | 1 | 1 | 1 | - | 2 | - | - | - | - |
| Avg. | 3 | 1 | - | - | - | 1 | 1 | 1 | 1 | 1 | - | 1.8 | - | - | - | - |

1 - Low, 2 - Medium, 3 - High, '-' - No Correlation

COURSE OBJECTIVES:

- To gain knowledge on problem solving techniques.
- To learn how to write simple and modular C programs.
- To understand the usage of arrays and strings.
- To learn the usage of pointers in accessing and manipulating memory.
- To exploit the notion of derived data types and files.

UNIT I COMPUTATIONAL THINKING AND PROBLEM SOLVING 9

Basic Organization of a Computer - Introduction to Number System (Decimal, Binary, Octal, Hexadecimal). Problem Solving Techniques: Fundamentals of Computing – Identification of Computational Problems - Algorithms, building blocks of algorithms (statements, state, control flow, functions), notation (pseudo code, flow chart, programming language)

UNIT II BASIC CONSTRUCTS IN C 9

Structure of C program - C programming: Data Types – Storage classes – Constants, Enumeration Constants - Keywords – Operators: Precedence and Associativity - Expressions - Input/Output statements, Assignment statements – Decision making statements – Switch statement - Looping statements – Pre-processor directives. Example Programs: Simple Calculator using switch case, Fibonacci series, Palindrome, Armstrong number.

UNIT III ARRAYS AND STRINGS IN C 9

Introduction to Arrays: Declaration, Initialization – One dimensional array ★ Example Program: Computing Mean, Median and Mode - Two dimensional arrays – Example Program: Matrix Operations (Addition and Multiplication) - String operations: length, compare, concatenate, copy – Bubble Sort, linear and binary search.

UNIT IV FUNCTIONS AND POINTERS IN C 9

Introduction to functions: Function prototype, function definition, function call, Built-in functions (string functions) – Recursion – Example Program: Factorial, Fibonacci series using recursive functions. Pointers – Pointer operators – Pointer arithmetic – Arrays and pointers – Array of pointers – Example - Program: Sorting of names – Parameter passing: Pass by value, Pass by reference – Example Program: Swapping of two numbers using pass by reference.

UNIT V STRUCTURES AND FILE HANDLING IN C 9

Structure - Pointer and Structures – Array of structures – Example Program: Student Mark Details using array of structure. – Self-referential structures – Dynamic memory allocation, Union. Files – Types of file processing: Sequential access, Random access – Sequential access file - Example Program: Finding average of numbers stored in sequential access file - Random access file - Example Program: Transaction processing using random access files – Command line arguments.

TOTAL: 45 PERIODS

COURSE OUTCOMES:

At the end of the course, the students will be able to

CO1: Apply computational thinking to solve real time problems.

CO2: Write simple C programs with decision making and looping statements.

CO3: Store and manipulate homogeneous data using arrays and strings.

CO4: Develop programs using functions and pointers.

CO5: Store and manipulate heterogeneous data using structures and files.

TEXT BOOKS:

1. Karl Beecher, "Computational Thinking: A Beginner's Guide to Problem Solving and Programming", 1st Edition, BCS Learning & Development Limited, 2017.
2. Reema Thareja, "Programming in C", Oxford University Press, Second Edition, 2016.
3. Behrouz A. Forouzan, Richard F. Gilberg, P. Golda Jeyasheeli, G. Priyanka, S.T. Veena "Problem solving Using C - A Structured Programming Approach" Volume I & II. First Edition, Cengage Publication, 2022.

REFERENCES:

1. Yashavant P. Kanetkar, "Let Us C : Authentic guide to C programming language", Eighteenth Edition, BPB Publications, 2021.
2. Paul Deitel, Harvey Deitel, "C How to Program", Ninth Edition, Pearson, 2021.
3. Brian.W. Kernighan and Dennis.M. Ritchie, "C Programming language", Second Edition, Independently Published, 2021.
4. Byron S Gottfried, "Programming with C", Fourth Edition, Schaum's Outlines, McGraw Hill Education, 2018.
5. Ashok N. Kamthane, Amit A. Kamthane, "Programming in C", Third Edition, Pearson Education, 2015.

CO's – PO's & PSO's MAPPING

| CO | PO | | | | | | | | | | | | PSO | | | |
|------|----|---|---|-----|---|---|---|---|---|----|----|----|-----|---|---|---|
| | 1 | 2 | 3 | 4 | 5 | 6 | 7 | 8 | 9 | 10 | 11 | 12 | 1 | 2 | 3 | 4 |
| 1 | 3 | 3 | 3 | 3 | 2 | - | - | - | - | - | - | 2 | - | 2 | - | - |
| 2 | 3 | 3 | 3 | 2 | 2 | - | - | - | - | - | - | 2 | - | 2 | - | - |
| 3 | 3 | 3 | 3 | 3 | 2 | - | - | - | - | - | - | 2 | - | 2 | - | - |
| 4 | 3 | 3 | 3 | 3 | 2 | - | - | - | - | - | - | 2 | - | 2 | - | - |
| 5 | 3 | 3 | 3 | 3 | 2 | - | - | - | - | - | - | 2 | - | 2 | - | - |
| Avg. | 3 | 3 | 3 | 2.8 | 2 | - | - | - | - | - | - | 2 | - | 2 | - | - |

1 - Low, 2 - Medium, 3 - High, '-' - No Correlation

UNIT I மொழி மற்றும் இலக்கியம்:**3**

இந்திய மொழிக் குடும்பங்கள் - திராவிட மொழிகள் - தமிழ் ஒரு செம்மொழி - தமிழ் செவ்விலக்கியங்கள் - சங்க இலக்கியத்தின் சமயச் சார்பற்ற தன்மை - சங்க இலக்கியத்தில் பகிர்தல் அறம் - திருக்குறளில் மேலாண்மைக் கருத்துக்கள் - தமிழ்க் காப்பியங்கள், தமிழகத்தில் சமண பௌத்த சமயங்களின் தாக்கம் - பக்தி இலக்கியம், ஆழ்வார்கள் மற்றும் நாயன்மார்கள் - சிற்றிலக்கியங்கள் - தமிழில் நவீன இலக்கியத்தின் வளர்ச்சி - தமிழ் இலக்கிய வளர்ச்சியில் பாரதியார் மற்றும் பாரதிதாசன் ஆகியோரின் பங்களிப்பு.

UNIT II மரபு - பாறை ஓவியங்கள் முதல் நவீன ஓவியங்கள் வரை - சிற்பக் கலை:**3**

நடுகல் முதல் நவீன சிற்பங்கள் வரை - ஐம்பொன் சிலைகள்- பழங்குடியினர் மற்றும் அவர்கள் தயாரிக்கும் கைவினைப் பொருட்கள், பொம்மைகள் - தேர் செய்யும் கலை - சுடுமண் சிற்பங்கள் - நாட்டுப்புறத் தெய்வங்கள் - குமரிமுனையில் திருவள்ளுவர் சிலை - இசைக் கருவிகள் - மிருதங்கம், பறை, வீணை, யாழ், நாதஸ்வரம் - தமிழர்களின் சமூக பொருளாதார வாழ்வில் கோவில்களின் பங்கு.

UNIT III நாட்டுப்புறக் கலைகள் மற்றும் வீர விளையாட்டுகள்:**3**

தெருக்கூத்து, கரகாட்டம், வில்லுப்பாட்டு, கணியான் கூத்து, ஓயிலாட்டம், தோல்பாவைக் கூத்து, சிலம்பாட்டம், வளரி, புலியாட்டம், தமிழர்களின் விளையாட்டுகள்.

UNIT IV தமிழர்களின் திணைக் கோட்பாடுகள்:**3**

தமிழகத்தின் தாவரங்களும், விலங்குகளும் - தொல்காப்பியம் மற்றும் சங்க இலக்கியத்தில் அகம் மற்றும் புறக் கோட்பாடுகள் - தமிழர்கள் போற்றிய அறக்கோட்பாடு - சங்ககாலத்தில் தமிழகத்தில் எழுத்தறிவும், கல்வியும் - சங்ககால நகரங்களும் துறை முகங்களும் - சங்ககாலத்தில் ஏற்றுமதி மற்றும் இறக்குமதி - கடல்கடந்த நாடுகளில் சோழர்களின் வெற்றி.

UNIT V இந்திய தேசிய இயக்கம் மற்றும் இந்திய பண்பாட்டிற்குத் தமிழர்களின் பங்களிப்பு:**3**

இந்திய விடுதலைப்போரில் தமிழர்களின் பங்கு - இந்தியாவின் பிறப்பகுதிகளில் தமிழ்ப் பண்பாட்டின் தாக்கம் - சுயமரியாதை இயக்கம் - இந்திய மருத்துவத்தில், சித்த மருத்துவத்தின் பங்கு - கல்வெட்டுகள், கையெழுத்துப்படிக்கள் - தமிழ்ப் புத்தகங்களின் அச்ச வரலாறு.

TOTAL: 15 PERIODS

TEXT BOOKS & REFERENCES:

1. தமிழக வரலாறு – மக்களும் பண்பாடும் – கே.கே. பிள்ளை (வெளியீடு: தமிழ்நாடு பாடநூல் மற்றும் கல்வியியல் பணிகள் கழகம்).
2. கணினித் தமிழ் – முனைவர் இல. சுந்தரம். (விகடன் பிரசுரம்).
3. கீழடி – வைகை நதிக்கரையில் சங்ககால நகர நாகரிகம் (தொல்லியல் துறை வெளியீடு)
4. பொருதை – ஆற்றங்கரை நாகரிகம். (தொல்லியல் துறை வெளியீடு)
5. Social Life of Tamils (Dr.K.K.Pillay) A joint publication of TNTB & ESC and RMRL – (in print)
6. Social Life of the Tamils - The Classical Period (Dr.S.Singaravelu) (Published by: International Institute of Tamil Studies.
7. Historical Heritage of the Tamils (Dr.S.V.Subatamanian, Dr.K.D. Thirunavukkarasu) (Published by: International Institute of Tamil Studies).
8. The Contributions of the Tamils to Indian Culture (Dr.M.Valarmathi) (Published by: International Institute of Tamil Studies.)
9. Keeladi - 'Sangam City Civilization on the banks of river Vaigai' (Jointly Published by: Department of Archaeology & Tamil Nadu Text Book and Educational Services Corporation, Tamil Nadu)
10. Studies in the History of India with Special Reference to Tamil Nadu (Dr.K.K.Pillay) (Published by: The Author)
11. Porunai Civilization (Jointly Published by: Department of Archaeology & Tamil Nadu Text Book and Educational Services Corporation, Tamil Nadu)
12. Journey of Civilization Indus to Vaigai (R.Balakrishnan) (Published by: RMRL) – Reference Book.

24TA101T

HERITAGE OF TAMILS

| L | T | P | C |
|---|---|---|---|
| 1 | 0 | 0 | 1 |

3

UNIT I LANGUAGE AND LITERATURE

Language Families in India - Dravidian Languages – Tamil as a Classical Language - Classical Literature in Tamil – Secular Nature of Sangam Literature – Distributive Justice in Sangam Literature - Management Principles in Thirukural - Tamil Epics and Impact of Buddhism & Jainism in Tamil Land - Bakthi Literature Azhwars and Nayanmars - Forms of minor Poetry - Development of Modern literature in Tamil - Contribution of Bharathiyar and Bharathidhasan.

UNIT II HERITAGE - ROCK ART PAINTINGS TO MODERN ART – SCULPTURE

3

Hero stone to modern sculpture - Bronze icons - Tribes and their handicrafts - Art of temple car making - Massive Terracotta sculptures, Village deities, Thiruvalluvar Statue at Kanyakumari, Making of musical instruments - Mridhangam, Parai, Veenai, Yath and Nadhaswaram - Role of Temples in Social and Economic Life of Tamils.

UNIT III FOLK AND MARTIAL ARTS

3

Therukoothu, Karagattam, Villu Pattu, Kaniyan Koothu, Oyillattam, Leatherpuppetry, Silambattam, Valari, Tiger dance - Sports and Games of Tamils.

UNIT IV THINAI CONCEPT OF TAMILS

3

Flora and Fauna of Tamils & Aham and Puram Concept from Tholkappiyam and Sangam Literature - Aram Concept of Tamils - Education and Literacy during Sangam Age - Ancient Cities and Ports of Sangam Age - Export and Import during Sangam Age - Overseas Conquest of Cholas.

UNIT V CONTRIBUTION OF TAMILS TO INDIAN NATIONAL MOVEMENT AND INDIAN CULTURE

3

Contribution of Tamils to Indian Freedom Struggle - The Cultural Influence of Tamils over the other parts of India – Self-Respect Movement - Role of Siddha Medicine in Indigenous Systems of Medicine – Inscriptions & Manuscripts – Print History of Tamil Books.

TOTAL: 15 PERIODS

TEXT BOOKS & REFERENCES:

1. தமிழக வரலாறு - மக்களும் பண்பாடும் - கே.கே. பிள்ளை (வெளியீடு: தமிழ்நாடு பாடநூல் மற்றும் கல்வியியல் பணிகள் கழகம்).
2. கணினித் தமிழ் - முனைவர் இல. சுந்தரம். (விகடன் பிரசுரம்).
3. கீழடி - வைகை நதிக்கரையில் சங்ககால நகர நாகரிகம் (தொல்லியல் துறை வெளியீடு)
4. பொருநை - ஆற்றங்கரை நாகரிகம். (தொல்லியல் துறை வெளியீடு)
5. Social Life of Tamils (Dr.K.K.Pillay) A joint publication of TNTB & ESC and RMRL – (in print)
6. Social Life of the Tamils - The Classical Period (Dr.S.Singaravelu) (Published by: International Institute of Tamil Studies.
7. Historical Heritage of the Tamils (Dr.S.V.Subatamanian, Dr.K.D. Thirunavukkarasu) (Published by: International Institute of Tamil Studies).
8. The Contributions of the Tamils to Indian Culture (Dr.M.Valarmathi) (Published by: International Institute of Tamil Studies.)
9. Keeladi - 'Sangam City Civilization on the banks of river Vaigai' (Jointly Published by: Department of Archaeology & Tamil Nadu Text Book and Educational Services Corporation, Tamil Nadu)
10. Studies in the History of India with Special Reference to Tamil Nadu (Dr.K.K.Pillay) (Published by: The Author)
11. Porunai Civilization (Jointly Published by: Department of Archaeology & Tamil Nadu Text Book and Educational Services Corporation, Tamil Nadu)
12. Journey of Civilization Indus to Vaigai (R.Balakrishnan) (Published by: RMRL) – Reference Book.

| | | | | | |
|-----------------|---|----------|----------|----------|----------|
| 24GE101P | PROBLEM SOLVING USING C PROGRAMMING LABORATORY | L | T | P | C |
| | | 0 | 0 | 4 | 2 |

COURSE OBJECTIVES:

- To familiarize with C programming constructs.
- To develop programs in C using basic constructs.
- To develop programs in C using arrays.
- To develop applications in C using strings, pointers, functions.
- To develop applications in C using structures.
- To develop applications in C using file processing

LIST OF EXPERIMENTS

Note: The lab instructor is expected to design problems based on the topics listed. The Examination shall not be restricted to the sample experiments designed.

S.No.

Name of the Experiment

1. Identification and solving of simple real life or scientific or technical problems, and developing flow charts for the same
2. I/O statements, operators, expressions
3. Decision-making constructs: if-else, goto, switch-case, break-continue
4. Loops: for, while, do-while
5. Arrays: 1D and 2D, multi-dimensional arrays, traversal
6. Strings: operations
7. Functions: call, return, passing parameters by (value, reference), passing arrays to function.
8. Recursion
9. Pointers: Pointers to functions, Arrays, Strings, Pointers to Pointers, Array of Pointers
10. Structures: Pointers to Structures, Arrays of Structures and Unions.

TOTAL: 60 PERIODS

COURSE OUTCOMES:

At the end of the course, the students will be able to

CO1: Demonstrate knowledge on C programming constructs.

CO2: Develop programs in C using basic constructs.

CO3: Develop programs in C using arrays.

CO4: Develop applications in C using strings, pointers, functions.

CO5: Develop applications in C using structures and Files.

TEXT BOOKS:

1. Karl Beecher, "Computational Thinking: A Beginner's Guide to Problem Solving and Programming", 1st Edition, BCS Learning & Development Limited, 2017.
2. Reema Thareja, "Programming in C", Oxford University Press, Second Edition, 2016.
3. Behrouz A. Forouzan, Richard F. Gilberg, P. Golda Jeyasheeli, G. Priyanka, S.T. Veena "Problem solving Using C - A Structured Programming Approach" Volume I & II. First Edition, Cengage Publication, 2022.

REFERENCES:

1. Paul Deitel and Harvey Deitel, "C How to Program with an Introduction to C++", Eighth edition, Pearson Education, 2018.
2. Yashwant Kanetkar, Let us C, 17th Edition, BPB Publications, 2020.
3. Byron S. Gottfried, "Schaum's Outline of Theory and Problems of Programming with C", McGraw-Hill Education, 1996.
4. Pradip Dey, Manas Ghosh, "Computer Fundamentals and Programming in C", Second Edition, Oxford University Press, 2013.
5. Anita Goel and Ajay Mittal, "Computer Fundamentals and Programming in C", 1st Edition, Pearson Education, 2013.

CO's – PO's & PSO's MAPPING

| CO | PO | | | | | | | | | | | | PSO | | | |
|------|----|---|---|-----|---|---|---|---|---|----|----|----|-----|---|---|---|
| | 1 | 2 | 3 | 4 | 5 | 6 | 7 | 8 | 9 | 10 | 11 | 12 | 1 | 2 | 3 | 4 |
| 1 | 3 | 3 | 3 | 3 | 2 | - | - | - | 2 | - | - | 2 | - | 2 | - | - |
| 2 | 3 | 3 | 3 | 2 | 2 | - | - | - | 2 | - | - | 2 | - | 2 | - | - |
| 3 | 3 | 3 | 3 | 3 | 2 | - | - | - | 2 | - | - | 2 | - | 2 | - | - |
| 4 | 3 | 3 | 3 | 3 | 2 | - | - | - | 2 | - | - | 2 | - | 2 | - | - |
| 5 | 3 | 3 | 3 | 3 | 2 | - | - | - | 2 | - | - | 2 | - | 2 | - | - |
| Avg. | 3 | 3 | 3 | 2.8 | 2 | - | - | - | 2 | - | - | 2 | - | 2 | - | - |

1 - Low, 2 - Medium, 3 - High, '-' - No Correlation

PHYSICS LABORATORY: (Any Seven Experiments)**COURSE OBJECTIVES:**

- To learn the proper use of various kinds of physics laboratory equipment.
- To learn how data can be collected, presented and interpreted in a clear and concise manner.
- To learn problem solving skills related to physics principles and interpretation of experimental data.
- To determine error in experimental measurements and techniques used to minimize such error.

LIST OF EXPERIMENTS

| S.No | Name of the Experiment |
|------|--|
| 1. | Torsional pendulum - Determination of rigidity modulus of wire and moment of inertia of regular and irregular objects. |
| 2. | Simple harmonic oscillations of cantilever. |
| 3. | Non-uniform bending - Determination of Young's modulus. |
| 4. | Uniform bending – Determination of Young's modulus. |
| 5. | Laser- Determination of the wave length of the laser using grating. |
| 6. | Air wedge - Determination of thickness of a thin sheet/wire. |
| 7. | a) Optical fibre -Determination of Numerical Aperture and acceptance angle b) Compact disc- Determination of width of the groove using laser. |
| 8. | Acoustic grating- Determination of velocity of ultrasonic waves in liquids. |
| 9. | Ultrasonic interferometer – determination of the velocity of sound and compressibility of liquids. |
| 10. | Post office box -Determination of Band gap of a semiconductor. |
| 11. | Photoelectric effect. |
| 12. | Michelson Interferometer. |
| 13. | Melde's string experiment. |

CHEMISTRY LABORATORY: (Any Seven Experiments)**COURSE OBJECTIVES:**

- To inculcate experimental skills to test basic understanding of water quality parameters, such as, acidity, alkalinity, hardness, DO, chloride and copper.
- To induce the students to familiarize with electroanalytical techniques such as, pH metry, potentiometry and conductometry in the determination of impurities in aqueous solutions.
- To demonstrate the analysis of metals and alloys.
- To demonstrate the synthesis of nanoparticles.

| S.No | Name of the Experiment |
|------|---|
| 1. | Preparation of Na_2CO_3 as a primary standard and estimation of acidity of a water sample using the primary standard. |
| 2. | Determination of types and amount of alkalinity in water sample. |
| 3. | Determination of total, temporary & permanent hardness of water by EDTA method. |
| 4. | Determination of DO content of water sample by Winkler's method. |
| 5. | Determination of chloride content of water sample by Argentometric method. |
| 6. | Estimation of copper content of the given solution by Iodometry. |
| 7. | Estimation of TDS of a water sample by gravimetry |
| 8. | Determination of strength of given hydrochloric acid using pH meter. |
| 9. | Determination of strength of acids in a mixture of acids using conductivity meter. |
| 10. | Conductometric titration of barium chloride against sodium sulphate (precipitation titration). |
| 11. | Estimation of iron content of the given solution using potentiometer |
| 12. | Estimation of sodium /potassium present in water using flame photometer. |
| 13. | Preparation of nanoparticles ($\text{TiO}_2/\text{ZnO}/\text{CuO}$) by Sol-Gel method. |
| 14. | Estimation of Nickel in steel. |
| 15. | Proximate analysis of Coal |

TOTAL: 30 PERIODS

TEXT BOOK:

1. J. Mendham, R. C. Denney, J.D. Barnes, M. Thomas and B. Sivasankar, Vogel's Textbook of Quantitative Chemical Analysis (2009).

COURSE OUTCOMES:

At the end of the course, the students will be able to

- CO1:** To understand the functioning of various physics laboratory equipment and to use graphical models to analyze laboratory data.
- CO2:** To use mathematical models as a medium for quantitative reasoning and describing physical reality and to access, process and analyze scientific information.
- CO3:** To solve problems individually and collaboratively.
- CO4:** To analyze the quality of water samples with respect to their acidity, alkalinity, hardness and to determine the amount of metal ions through volumetric and spectroscopic techniques.
- CO5:** To analyze and determine the composition of alloys, study the synthesis of nanoparticles and to quantitatively analyze the impurities in solution by electroanalytical technique.

CO's – PO's & PSO's MAPPING

| CO | PO | | | | | | | | | | | | PSO | | | |
|------|----|---|-----|-----|---|-----|-----|-----|-----|-----|----|----|-----|---|---|---|
| | 1 | 2 | 3 | 4 | 5 | 6 | 7 | 8 | 9 | 10 | 11 | 12 | 1 | 2 | 3 | 4 |
| 1 | 3 | 1 | 1 | 1 | - | - | - | - | - | - | - | 1 | - | - | - | - |
| 2 | 3 | 1 | 1 | 1 | - | - | - | - | - | - | - | 1 | - | - | - | - |
| 3 | 3 | 1 | 1 | 1 | - | - | - | - | - | - | - | 1 | - | - | - | - |
| 4 | 3 | 1 | - | - | - | 2 | 2 | 1 | 1 | 1 | - | 1 | - | - | - | - |
| 5 | 3 | 1 | - | - | - | 2 | 2 | 1 | 1 | 1 | - | 1 | - | - | - | - |
| Avg. | 3 | 1 | 0.6 | 0.6 | - | 0.8 | 0.8 | 0.4 | 0.4 | 0.4 | - | 1 | - | - | - | - |

1 - Low, 2 - Medium, 3 - High, '-' - No Correlation

COURSE OBJECTIVES:

- To improve the communicative competence of learners.
- To help the learners to use language effectively in academic /work contexts.
- To develop various listening strategies to comprehend various types of audio materials like lectures, discussions, videos etc.
- To build on students' English language skills by engaging them in listening, speaking and grammar learning activities that are relevant to authentic contexts.
- To use language efficiently in expressing their opinions via various media

UNIT I INTRODUCTION TO FUNDAMENTALS OF COMMUNICATION 6

Listening - conversation: Introduction to classmates – Telephone conversation; Speaking - making telephone calls-Self Introduction; Introducing a friend; - understanding basic instructions (filling out a bank application for example).

UNIT II NARRATION AND SUMMATION 6

Listening - Listening to podcasts, anecdotes / stories / event narration; documentaries and interviews with celebrities. Speaking - Narrating personal experiences / events - engaging in small talk- describing requirements and abilities.

UNIT III DESCRIPTION OF A PROCESS / PRODUCT 6

Listening - Listen to product and process descriptions; a classroom lecture; and advertisements about products. Speaking — Picture description - Giving instruction to use the product- Presenting a product- describing shapes and sizes and weights.

UNIT IV CLASSIFICATION AND RECOMMENDATIONS 6

Listening – Listening to TED Talks; Listening to lectures - and educational videos. Speaking – Small Talk; discussing and making plans-talking about tasks-talking about progress - talking about travel preparations-talking about transportation.

UNIT V EXPRESSION 6

Listening — Listening to debates/ discussions; different viewpoints on an issue; and panel discussions. Speaking –making predictions- talking about a given topic - giving opinions-understanding a website-describing processes.

TOTAL: 30 PERIODS

COURSE OUTCOMES:

At the end of the course, the students will be able to

CO1: To listen to and comprehend general as well as complex academic information.

CO2: To listen to and understand different points of view in a discussion.

CO3: To speak fluently and accurately in formal and informal communicative contexts.

CO4: To describe products and processes and explain their uses and purposes clearly and accurately.

CO5: To express their opinions effectively in both formal and informal discussions.

CO's – PO's & PSO's MAPPING

| CO | PO | | | | | | | | | | | | PSO | | | |
|------|----|---|---|---|---|---|---|---|---|----|----|----|-----|---|---|---|
| | 1 | 2 | 3 | 4 | 5 | 6 | 7 | 8 | 9 | 10 | 11 | 12 | 1 | 2 | 3 | 4 |
| 1 | - | - | - | - | - | 1 | - | 1 | 2 | 3 | - | 3 | - | - | - | - |
| 2 | - | - | - | - | - | 1 | - | 1 | 2 | 3 | - | 3 | - | - | - | - |
| 3 | - | - | - | - | - | 1 | - | 1 | 2 | 3 | - | 3 | - | - | - | - |
| 4 | - | - | - | - | - | 1 | - | 1 | 2 | 3 | - | 3 | - | - | - | - |
| 5 | - | - | - | - | - | 1 | - | 1 | 2 | 3 | - | 3 | - | - | - | - |
| Avg. | - | - | - | - | - | 1 | - | 1 | 2 | 3 | - | 3 | - | - | - | - |

1 - Low, 2 - Medium, 3 - High, '-' - No Correlation

COURSE OBJECTIVES:

- To engage learners in meaningful language activities to improve their reading and writing skills.
- To learn various reading strategies and apply in comprehending documents in professional context.
- To help learners understand the purpose, audience, contexts of different types of writing.
- To develop analytical thinking skills for problem solving in communicative contexts.
- To demonstrate an understanding of job applications and interviews for internship and placements.

UNIT I MAKING COMPARISONS**6**

Reading - Reading advertisements, user manuals, brochures; Writing – Professional emails, Email etiquette - Compare and Contrast Essay; Grammar – Mixed Tenses, Prepositional phrases.

UNIT II EXPRESSING CAUSAL RELATIONS IN SPEAKING AND WRITING**6**

Reading - Reading longer technical texts– Cause and Effect Essays, and Letters / emails of complaint; Writing - Writing responses to complaints. Grammar - Active Passive Voice transformations, Infinitive and Gerunds.

UNIT III PROBLEM SOLVING**6**

Reading - Case Studies, excerpts from literary texts, news reports etc. Writing – Letter to the Editor, Checklists, Problem solution essay / Argumentative Essay. Grammar – Error correction; If Conditional Sentences.

UNIT IV REPORTING OF EVENTS AND RESEARCH**6**

Reading –Newspaper articles; Writing – Recommendations, Transcoding, Accident Report, Survey Report; Grammar – Reported Speech, Modals; Vocabulary – Conjunctions- use of prepositions.

UNIT V THE ABILITY TO PUT IDEAS OR INFORMATION COGENTLY**6**

Reading – Company profiles, Statement of Purpose, (SOP), an excerpt of interview with professionals; Writing – Job / Internship application – Cover letter & Resume; Grammar – Numerical adjectives, Relative Clauses.

TOTAL : 30 PERIODS

COURSE OUTCOMES:

At the end of the course, the students will be able to

- CO 1:** Compare and contrast products and ideas in technical texts.
- CO 2:** Identify and report cause and effects in events, industrial processes through technical texts.
- CO 3:** Analyze problems in order to arrive at feasible solutions and communicate them in written format.
- CO 4:** Present their ideas and opinions in a planned and logical manner.
- CO 5:** Draft effective resumes in the context of job search.

TEXT BOOKS:

1. English for Engineers & Technologists (2020 edition) Orient Blackswan Private Ltd. Department of English, Anna University.
2. English for Science & Technology Cambridge University Press 2021. Authored by Dr. Veena Selvam, Dr. Sujatha Priyadarshini, Dr. Deepa Mary Francis, Dr. KN.Shoba, and Dr. Lourdes Jojevani, Department of English, Anna University.

REFERENCES:

1. Raman. Meenakshi, Sharma. Sangeeta (2019). Professional English. Oxford university press. New Delhi.
2. Improve Your Writing ed. V.N. Arora and Laxmi Chandra, Oxford Univ. Press, 2001, New Delhi.
3. Learning to Communicate – Dr. V. Chellammal. Allied Publishers, New Delhi, 2003.
4. Business Correspondence and Report Writing by Prof. R.C. Sharma & Krishna Mohan, TataMcGraw Hill & Co. Ltd., 2001, New Delhi.
5. Developing Communication Skills by Krishna Mohan, Meera Bannerji- Macmillan India Ltd. 1990, Delhi.

CO's – PO's & PSO's MAPPING

| CO | PO | | | | | | | | | | | | PSO | | | |
|------|----|---|---|---|---|---|---|---|---|----|----|----|-----|---|---|---|
| | 1 | 2 | 3 | 4 | 5 | 6 | 7 | 8 | 9 | 10 | 11 | 12 | 1 | 2 | 3 | 4 |
| 1 | - | - | - | - | - | 1 | - | 1 | 2 | 3 | - | 3 | - | - | - | - |
| 2 | - | - | - | - | - | 1 | - | 1 | 2 | 3 | - | 3 | - | - | - | - |
| 3 | - | - | - | - | - | 1 | - | 1 | 2 | 3 | - | 3 | - | - | - | - |
| 4 | - | - | - | - | - | 1 | - | 1 | 2 | 3 | - | 3 | - | - | - | - |
| 5 | - | - | - | - | - | 1 | - | 1 | 2 | 3 | - | 3 | - | - | - | - |
| Avg. | - | - | - | - | - | 1 | - | 1 | 2 | 3 | - | 3 | - | - | - | - |

1 - Low, 2 - Medium, 3 - High, '-' - no correlation

COURSE OBJECTIVES:

- This course aims at providing the necessary basic concepts of a few statistical and numerical methods and give procedures for solving numerically different kinds of problems occurring in engineering and technology.
- To acquaint the knowledge of testing of hypothesis for small and large samples which plays an important role in real life problems?
- To introduce the basic concepts of solving algebraic and transcendental equations.
- To introduce the numerical techniques of interpolation in various intervals and numerical techniques of differentiation and integration which plays an important role in engineering and technology disciplines.
- To solve ordinary differential equations.

UNIT I TESTING OF HYPOTHESIS**9+3**

Sampling distributions - Tests for single mean, proportion and difference of means (Large and small samples) – Tests for single variance and equality of variances – Chi square test for goodness of fit – Independence of attributes.

UNIT II DESIGN OF EXPERIMENTS**9+3**

One way and two-way classifications - Completely randomized design – Randomized block design – Latin square design - 2^2 factorial design.

UNIT III SOLUTION OF EQUATIONS AND EIGENVALUE PROBLEMS**9+3**

Solution of algebraic and transcendental equations - Fixed point iteration method – Newton Raphson method- Solution of linear system of equations - Gauss elimination method – Pivoting - Gauss Jordan method – Iterative methods of Gauss Jacobi and Gauss Seidel - Eigenvalues of a matrix by Power method and Jacobi's method for symmetric matrices.

UNIT IV INTERPOLATION, NUMERICAL DIFFERENTIATION AND NUMERICAL INTEGRATION**9+3**

Lagrange's and Newton's divided difference interpolations – Newton's forward and backward difference interpolation – Approximation of derivatives using interpolation polynomials – Numerical single and double integrations using Trapezoidal and Simpson's 1/3 rules.

UNIT V NUMERICAL SOLUTION OF ORDINARY DIFFERENTIAL EQUATIONS**9+3**

Single step methods: Taylor's series method - Euler's method - Modified Euler's method - Fourth order Runge-Kutta method for solving first order differential equations - Multi step methods: Milne's and Adams - Bash forth predictor corrector methods for solving first order differential equations.

TOTAL : 60 PERIODS

COURSE OUTCOMES:

At the end of the course, the students will be able to

- CO 1:** Apply the concept of testing of hypothesis for small and large samples in real life problems.
- CO 2:** Apply the basic concepts of classifications of design of experiments in the field of agriculture.
- CO 3:** Understand the numerical techniques of interpolation in various intervals and apply the numerical techniques of differentiation and integration for engineering problems.
- CO 4:** Understand the knowledge of various techniques and methods for solving first and second order ordinary differential equations.
- CO 5:** Solve the partial and ordinary differential equations with initial and boundary conditions by using certain techniques with engineering applications.

TEXT BOOKS:

1. Johnson, R.A., Miller, I and Freund J., "Miller and Freund's Probability and Statistics for Engineers", Pearson Education, Asia, 8th Edition, 2015
2. Grewal, B.S., and Grewal, J.S., "Numerical Methods in Engineering and Science", Khanna Publishers, 10th Edition, New Delhi, 2015

REFERENCES:

1. Burden, R.L and Faires, J.D, "Numerical Analysis", 9th Edition, Cengage Learning, 2016.
2. Devore. J.L., "Probability and Statistics for Engineering and the Sciences", Cengage Learning, New Delhi, 8th Edition, 2014.
3. Gerald. C.F. and Wheatley. P.O. "Applied Numerical Analysis" Pearson Education, Asia, New Delhi, 7th Edition, 2007.
4. Gupta S.C. and Kapoor V. K., "Fundamentals of Mathematical Statistics", Sultan Chand & Sons, New Delhi, 12th Edition, 2020.
5. Spiegel. M.R., Schiller. J. and Srinivasan. R.A., "Schaum's Outlines on Probability and Statistics", Tata McGraw Hill Edition, 4th Edition, 2012.
6. Walpole. R.E., Myers. R.H., Myers. S.L. and Ye. K., "Probability and Statistics for Engineers and Scientists", 9th Edition, Pearson Education, Asia, 2010.

CO's – PO's & PSO's MAPPING

| CO | PO | | | | | | | | | | | | PSO | | | |
|------|----|---|---|---|---|---|---|---|---|----|----|----|-----|---|---|---|
| | 1 | 2 | 3 | 4 | 5 | 6 | 7 | 8 | 9 | 10 | 11 | 12 | 1 | 2 | 3 | 4 |
| 1 | 3 | 3 | 1 | 1 | 1 | - | - | - | 2 | - | 2 | 3 | 2 | - | - | - |
| 2 | 3 | 3 | 1 | 1 | 1 | - | - | - | 2 | - | 2 | 3 | 2 | - | - | - |
| 3 | 3 | 3 | 1 | 1 | 1 | - | - | - | 2 | - | 2 | 3 | 2 | - | - | - |
| 4 | 3 | 3 | 1 | 1 | 1 | - | - | - | 2 | - | 2 | 3 | 2 | - | - | - |
| 5 | 3 | 3 | 1 | 1 | 1 | - | - | - | 2 | - | 2 | 3 | 2 | - | - | - |
| Avg. | 3 | 3 | 1 | 1 | 1 | - | - | - | 2 | - | 2 | 3 | 2 | - | - | - |

1 - Low, 2 - Medium, 3 - High, '-' - no correlation

COURSE OBJECTIVES:

- To make the students to understand the basics of dielectric materials and insulation.
- To understand the electrical properties of materials including free electron theory, applications of quantum mechanics and magnetic materials.
- To instil knowledge on physics of semiconductors, determination of charge carriers and device applications
- To establish a sound grasp of knowledge on different optical properties of materials, optical displays and applications
- To inculcate an idea of significance of nano structures, quantum confinement and ensuing nano device applications.

UNIT I DIELECTRIC MATERIALS AND INSULATION 9

Matter polarization and relative permittivity: definition – dipole moment and polarization vector P - polarization mechanisms: electronic, ionic, orientational, interfacial and total polarization – frequency dependence – local field and Clausius-Mossetti equation – introduction to insulation breakdown in gases, liquids and solids – capacitor materials – typical capacitor constructions..

UNIT II ELECTRICAL AND MAGNETIC PROPERTIES OF MATERIALS 9

Classical free electron theory - Expression for electrical conductivity – Thermal conductivity, expression - Quantum free electron theory: Tunneling – degenerate states – Fermi- Dirac statistics – Density of energy states. Magnetic materials: Dia, para and ferromagnetic effects – paramagnetism in the conduction electrons in metals – exchange interaction and ferromagnetism – quantum interference devices – GMR devices.

UNIT III SEMICONDUCTORS AND TRANSPORT PHYSICS 9

Intrinsic Semiconductors – Energy band diagram – direct and indirect band gap semiconductors – Carrier concentration in intrinsic semiconductors – extrinsic semiconductors - Carrier concentration in N-type & P-type semiconductors – Variation of carrier concentration with temperature – Carrier transport in Semiconductors: Drift, mobility and diffusion – Hall effect and applications – Ohmic contacts – Schottky diode.

UNIT IV OPTICAL PROPERTIES OF MATERIALS 9

Classification of optical materials – Optical processes in semiconductors: optical absorption and emission, charge injection and recombination. Optical processes in quantum wells – Optoelectronic devices: light detectors and solar cells – light emitting diode – laser diode - optical processes in organic semiconductor devices –excitonic state –Organic light emitting diodes.

UNIT V NANO DEVICES**9**

Density of states for solids - Significance between Fermi energy and volume of the material – Quantum confinement – Quantum structures – Density of states for quantum wells, wires and dots – Band gap of Nano materials- Tunneling – Single electron phenomena – Single electron Transistor Conductivity of metallic nanowires –Carbon nanotubes: Properties and applications – quantum well laser.

TOTAL : 45 PERIODS**COURSE OUTCOMES:**

At the end of the course, the students will be able to

- CO 1:** Know basics of dielectric materials and insulation.
- CO 2:** Gain knowledge on the electrical and magnetic properties of materials and their applications.
- CO 3:** Understand clearly about semiconductor physics and functioning of semiconductor devices.
- CO 4:** Understand the optical properties of materials and working principles of various optical devices
- CO 5:** Appreciate the importance of nanotechnology and nano-devices.

TEXT BOOKS :

1. S.O. Kasap. Principles of Electronic Materials and Devices, McGraw Hill Education (Indian Edition), 2020.
2. R.F.Pierret. Semiconductor Device Fundamentals. Pearson (Indian Edition), 2006.
3. G.W.Hanson. Fundamentals of Nanoelectronics. Pearson Education (Indian Edition), 2009.

REFERENCES:

1. Laszlo Solymar, Walsh, Donald, Syms and Richard R.A., Electrical Properties of Materials, Oxford Univ. Press (Indian Edition) 2015.
2. Jasprit Singh, Semiconductor Optoelectronics: Physics and Technology, McGraw- Hill Education (Indian Edition), 2019.
3. Charles Kittel, Introduction to Solid State Physics, Wiley India Edition, 2019.
4. Mark Fox, Optical Properties of Solids, Oxford Univ.Press, 2001.
5. Parag K. Lala, Quantum Computing: A Beginner's Introduction, McGraw-Hill Education (Indian Edition), 2020

CO's – PO's & PSO's MAPPING

| CO | PO | | | | | | | | | | | | PSO | | | |
|-------------|----------|----------|----------|----------|------------|----------|---|---|---|----|----|----------|-----|---|---|---|
| | 1 | 2 | 3 | 4 | 5 | 6 | 7 | 8 | 9 | 10 | 11 | 12 | 1 | 2 | 3 | 4 |
| 1 | 3 | 2 | 1 | 1 | - | 1 | - | - | - | - | - | 1 | - | - | - | - |
| 2 | 3 | 2 | 1 | 1 | - | 1 | - | - | - | - | - | 1 | - | 1 | - | 1 |
| 3 | 3 | 2 | 1 | 1 | 1 | 1 | - | - | - | - | - | 1 | - | 1 | - | 1 |
| 4 | 3 | 2 | 1 | 1 | - | 1 | - | - | - | - | - | 1 | - | 1 | - | 1 |
| 5 | 3 | 2 | 1 | 1 | 1 | 1 | - | - | - | - | - | 1 | - | 1 | - | 1 |
| Avg. | 3 | 2 | 1 | 1 | 0.4 | 1 | - | - | - | - | - | 1 | - | 1 | - | 1 |

1 - Low, 2 - Medium, 3 - High, '-' - no correlation

COURSE OBJECTIVES:

- To provide the students with an illustration of the significance of the Civil and Mechanical Engineering Profession in satisfying the societal needs.
- To help students to acquire knowledge of the basics of surveying and the materials used for Construction.
- To provide an insight into the essentials of components of a building and the infrastructure facilities.
- To explain the component of power plant units and detailed explanation to IC engines and their working principles.
- To explain the Air Conditioning System and Renewable energy system.

UNIT I PART A: OVERVIEW OF CIVIL ENGINEERING 5

Civil Engineering contributions to the welfare of Society - Specialized sub-disciplines in Civil Engineering – Structural, Construction, Geotechnical, Environmental, Transportation and Water Resources Engineering – National building code – terminologists: Plinth area, Carpet area, Floor area, Buildup area, Floor space index - Types of buildings: Residential buildings, Industrial buildings.

UNIT I PART B: OVERVIEW OF MECHANICAL ENGINEERING 4

Overview of Mechanical Engineering - Mechanical Engineering Contributions to the welfare of Society, Manufacturing Process, Fabrication process - Automation.

UNIT II CIVIL AND ELECTRICAL ENGINEERING MATERIALS 9

Surveying: Objects – Classification – Principles. **Civil Engineering Materials:** Bricks – Stones – Sand – Cement – Concrete – Steel - Timber – Modern Materials, Thermal and Acoustic Insulating Materials, Decorative Panels, Water Proofing Materials. Modern uses of Gypsum, Pre-fabricated Building component (Brief discussion only).

Electrical Engineering Materials: Types of Wiring, Fuse, Lighting aspects in the building, Energy usage in a building, Electrical Safety aspects in the building, Fire Alarm system in the building (Brief Introduction only).

UNIT III BUILDING COMPONENTS AND INFRASTRUCTURE 9

Building plans – Setting out of a Building – Building Approval - Foundations: Types of foundations - Bearing capacity and settlement –Types of Bridges and Dams – Water Supply Network - Rain Water Harvesting – Solid Waste Management: Types of pollution and its components, Waste Water Treatment – Green Buildings: Solar Power Plant, Bio-Septic Tank.

UNIT IV INTERNAL COMBUSTION ENGINES AND POWER PLANTS 9

Internal combustion engines– Working principle of Petrol and Diesel Engines – Four stroke and two stroke cycles – Comparison of four stroke and two stroke engines.

Power Plants-Working principle of steam, Gas, Diesel, Hydro -electric and Nuclear Power plants, Boiler- Working principle of High pressure Boilers, Introduction to electric vehicles.

UNIT V REFRIGERATION AND AIR CONDITIONING SYSTEM**9**

Refrigeration and Air Conditioning-Principle of vapour compression and absorption system–
Layout of typical domestic refrigerator–Window and Split type room Air conditioner.

TOTAL : 45 PERIODS**COURSE OUTCOMES:**

At the end of the course, the students will be able to

- CO 1:** Understand the profession of Civil and Mechanical engineering.
- CO 2:** Summarize the planning of building, infrastructure and working of Machineries.
- CO 3:** Apply the knowledge gained in respective disciplines.
- CO 4:** Illustrate the ideas and functioning of IC Engine and power plant Engineering.
- CO 5:** Apprise the material, Structures, machines and energy.

TEXT BOOKS:

1. G Shanmugam, M S Palanichamy, Basic Civil and Mechanical Engineering, McGraw Hill, Education; First edition, 2018.
2. N.V. Suryanarayana, “Utilization of Electric Power”, Wiley Eastern Limited, New Age International Limited, 1994 & Second Edition 2017 Feb.

REFERENCES:

1. Palanikumar, K. Basic Mechanical Engineering, ARS Publications, 2nd edition 2018.
2. Ramamrutham S., “Basic Civil Engineering”, Dhanpat Rai Publishing Co.(P) Ltd, 3rd edition, 2013.
3. Seetharaman S., “Basic Civil Engineering”, Anuradha Agencies, 2005.
4. Shantha Kumar SRJ., “Basic Mechanical Engineering”, Hi-tech Publications, Mayiladuthurai, 2000.
5. R.K.Rajput, Utilisation of Electric Power, Laxmi publications 2nd Edition 2016.
6. Douglas W. Thornburg and Chris Kimball, “2021 International Building Code Illustrated Handbook”, Mc Graw Hill Education, 1st Edition.
7. Dr.Anil Ameta, Jyoti Ameta, “Waste Water Treatment and Solar Energy Conversation”, Lambert Acedemic Publishing Ltd; 2011.

CO's – PO's & PSO's MAPPING

| CO | PO | | | | | | | | | | | | PSO | | | |
|------|----|---|---|---|---|---|---|---|-----|----|----|----|-----|---|---|---|
| | 1 | 2 | 3 | 4 | 5 | 6 | 7 | 8 | 9 | 10 | 11 | 12 | 1 | 2 | 3 | 4 |
| 1 | 2 | - | - | 1 | - | - | 1 | 2 | 1 | 2 | - | 1 | - | - | - | - |
| 2 | 2 | - | - | - | - | - | 1 | 2 | 1 | 2 | - | 2 | - | 1 | - | - |
| 3 | 2 | - | - | - | - | - | 1 | 2 | 2 | 2 | - | 2 | - | - | - | - |
| 4 | 2 | - | - | - | - | - | 1 | 2 | 1 | 2 | - | 2 | - | - | - | - |
| 5 | 2 | - | - | - | - | - | 1 | 2 | 1 | 2 | - | 2 | - | 1 | - | - |
| Avg. | 2 | - | - | - | - | - | 1 | 2 | 1.2 | 2 | - | 2 | - | 1 | - | - |

1 - Low, 2 - Medium, 3 - High, '-' - no correlation

COURSE OBJECTIVES:

The main learning objective of this course is to prepare the students for:

- Drawing engineering curves and Free hand sketch.
- Drawing orthographic projection of points, straight lines, and plane surfaces.
- Drawing orthographic projection of simple solids.
- Drawing section of solids and development of surfaces.
- Drawing isometric and perspective projections of simple solids.

CONCEPTS AND CONVENTIONS (Not for Examination)

Importance of graphics in engineering applications - Use of drafting instruments – BIS conventions and specifications — Size, layout and folding of drawing sheets — Lettering and dimensioning.

UNIT I PLANE CURVES AND FREEHAND SKETCHING 6+12

Basic Geometrical Constructions, Curves used in engineering practices: Conics – Construction of ellipse, parabola and hyperbola by eccentricity method – Construction of cycloid – Construction of involutes of square and circle – Drawing of tangents and normal to the above curves.

Orthographic projection – Principles – Principal planes - Representation of Three-Dimensional objects – Layout of views – Sketching of multiple views (Front, Top and Side views) from pictorial views of simple objects and Engineering Components.

UNIT II PROJECTION OF POINTS, LINES AND PLANE SURFACES 6+12

Projection of points in four quadrants. Projection of straight lines (only First angle projection) inclined to both the principal planes – Determination of true lengths and true inclinations by rotating line method and traces.

Projection of planes (polygonal and circular surfaces) inclined to both the principal planes by change of position method.

UNIT III PROJECTION OF SOLIDS 6+12

Projection of simple solids like prisms, pyramids, cylinders and cones when the axis is inclined to one of the principal planes by change of position method.

UNIT IV SECTION OF SOLIDS AND DEVELOPMENT OF LATERAL SURFACES OF SOLIDS 6+12

Sectioning of solids in simple vertical position when the cutting plane is inclined to one of the principal planes and perpendicular to the other – Obtaining true shape of the section.

Development of lateral surfaces of simple solids – Prisms, pyramids, cylinder and cone. Development of lateral surfaces of sectioned solids

UNIT V ISOMETRIC AND PERSPECTIVE PROJECTIONS 6+12

Principles of isometric projection – Isometric View – Isometric projections of simple solids and cut solids – Prisms, pyramids, cylinder, cone – Combination of two solid objects in simple vertical positions. Perspective projection of simple solids – Prisms, pyramids and cylinder by visual ray method.

TOTAL: (L=30; P=60) 90 PERIODS

COURSE OUTCOMES:

At the end of the course, the students will be able to

- CO 1:** Draw engineering curves, and free hand sketches of solids.
- CO 2:** Draw orthographic projections of points, lines and planes.
- CO 3:** Draw orthographic projections of simple solids.
- CO 4:** Draw sectional views of the objects and development of surfaces.
- CO 5:** Draw isometric and perspective views of simple solids.

TEXT BOOKS:

1. Bhatt N.D. and Panchal V.M., “Engineering Drawing”, Charotar Publishing House, 53rd Edition, 2019.
2. Natrajan K.V., “A Text Book of Engineering Graphics”, Dhanalakshmi Publishers, Chennai, 2018.
3. Parthasarathy, N. S. and Vela Murali, “Engineering Drawing”, Oxford University Press, 2015.

REFERENCES:

1. Basant Agarwal and Agarwal C.M., “Engineering Drawing”, McGraw Hill, 2nd Edition, 2019.
2. Gopalakrishna K.R., “Engineering Drawing” (Vol. I&II combined), Subhas Publications, Bangalore, 27th Edition, 2017.
3. Luzzader, Warren.J. and Duff, John M., “Fundamentals of Engineering Drawing with an introduction to Interactive Computer Graphics for Design and Production, Eastern Economy Edition, Prentice Hall of India Pvt. Ltd, New Delhi, 2005.
4. Parthasarathy N. S. and Vela Murali, “Engineering Graphics”, Oxford University, Press, New Delhi, 2015.
5. Shah M.B., and Rana B.C., “Engineering Drawing”, Pearson Education India, 2nd Edition, 2009.
6. Venugopal K. and Prabhu Raja V., “Engineering Graphics”, New Age International (P) Limited, 15th Edition 2018.

Publication of Bureau of Indian Standards:

1. IS 10711- 2001: Technical products Documentation - Size and layout of drawing sheets.
2. IS 9609 (Parts 0 & 1) - 2001: Technical products Documentation — Lettering.
3. IS 10714 (Part 20) -2001 & SP 46 — 2003: Lines for technical drawings.
4. IS 11669 -1986 & SP 46 - 2003: Dimensioning of Technical Drawings.
5. IS 15021 (Parts 1 to 4) - 2001: Technical drawings — Projection Methods.


Special points applicable to End Semester Examinations in Engineering Graphics:

1. There will be five questions, each of either or type covering all units of the syllabus.
2. All questions will carry equal marks of 20 each making a total of 100.
3. The answer paper shall consist of drawing sheets of A3 size only.
4. The students will be permitted to use appropriate scale to fit solution within A3 size.
5. The examination will be conducted in appropriate sessions on the same day.

CO's – PO's & PSO's MAPPING

| CO | PO | | | | | | | | | | | | PSO | | | |
|-------------|----------|------------|------------|----------|------------|----------|----------|----------|----------|----------|----------|----------|----------|----------|----------|----------|
| | 1 | 2 | 3 | 4 | 5 | 6 | 7 | 8 | 9 | 10 | 11 | 12 | 1 | 2 | 3 | 4 |
| 1 | 3 | 1 | 1 | - | - | - | - | 1 | 1 | 3 | - | 1 | - | - | - | - |
| 2 | 3 | 2 | 2 | - | - | - | - | 1 | 1 | 3 | - | 1 | - | - | - | - |
| 3 | 3 | 2 | 2 | - | 3 | - | - | 1 | 1 | 3 | - | 1 | - | - | - | - |
| 4 | 3 | 2 | 2 | - | 3 | - | - | 1 | 1 | 3 | - | 1 | - | - | - | - |
| 5 | 3 | 2 | 2 | - | 3 | - | - | 1 | 1 | 3 | - | 1 | - | - | - | - |
| Avg. | 3 | 1.8 | 1.8 | - | 1.8 | - | - | 1 | 1 | 3 | - | 1 | - | - | - | - |

1 - Low, 2 - Medium, 3 - High, '-' - no correlation



COURSE OBJECTIVES:

- To introduce electric circuits and its analysis.
- To provide key concepts to analyze and understand electrical circuits.
- To impart knowledge on solving circuit equations using network theorems.
- To educate on obtaining the transient response of circuits.
- To introduce the phenomenon of resonance in coupled circuits.
- To introduce phasor diagrams and analysis of single & three phase circuits.

UNIT I BASIC CIRCUITS ANALYSIS**9 + 3**

Fundamentals concepts of R, L and C Elements-Energy Sources- Ohm's Law -Kirchhoff's Laws – DC Circuits – Resistors in series and parallel circuits - A.C Circuits – Average and RMS Value – RL, RC, RLC Circuits - Complex Impedance – Phasor diagram - Real and Reactive Power, Power Factor, Energy - Mesh current and node voltage methods of analysis - D.C and A.C Circuits.

UNIT II NETWORK REDUCTION AND THEOREMS FOR DC AND AC CIRCUITS**9 + 3**

Network reduction: voltage and current division, source transformation – star delta conversion. Theorems – Superposition, Thevenin's and Norton's Theorem – Maximum power transfer theorem – Reciprocity Theorem – Millman's theorem- Tellegen's Theorem-Statement, application to DC and AC Circuits.

UNIT III TRANSIENT RESPONSE ANALYSIS**9 + 3**

Introduction – Laplace transform and inverse Laplace transform- standard test signals - Transient response of RL, RC and RLC circuits using Laplace transform for Source free, Step input and Sinusoidal input.

UNIT IV RESONANCE AND COUPLED CIRCUIT**9 + 3**

Series and parallel resonance –frequency response – Quality factor and Bandwidth – Self and mutual inductance – Coefficient of coupling – Dot Rule -Analysis of coupled circuits– Single Tuned circuits.

UNIT V THREE PHASE CIRCUITS**9 + 3**

Analysis of three phase 3-wire and 4-wire circuits with star and delta connected loads, balanced and unbalanced – phasor diagram of voltages and currents – power measurement in three phase circuits– Power Factor Calculations.

TOTAL: 60 PERIODS

COURSE OUTCOMES:

At the end of the course, the students will be able to

CO 1: Explain circuit's behavior using circuit laws.

CO 2: Apply mesh analysis/ nodal analysis / network theorems to determine behavior of the given DC and AC circuit.

CO 3: Compute the transient response of first order and second order systems to step and sinusoidal input.

CO 4: Explain the behavior of magnetically coupled circuits.

CO 5: Explain the frequency response of series and parallel RLC circuits.

CO 6: Compute power, line/ phase voltage and currents of the given three phase circuit.

TEXT BOOKS:

1. William H. Hayt Jr, Jack E. Kemmerly and Steven M. Durbin, "Engineering Circuit its Analysis", McGraw Hill publishers, 9th Edition, New Delhi, 2020.
2. Charles K. Alexander, Mathew N.O. Sadiku, "Fundamentals of Electric Circuits", Second Edition, McGraw Hill, 2019.
3. Allan H. Robbins, Wilhelm C. Miller, "Circuit Analysis Theory and Practice", Cengage Learning India, 2013.

REFERENCE BOOKS:

1. Chakrabarti A, "Circuits Theory (Analysis and synthesis), Dhanpat Rai & Sons, New Delhi, 2020.
2. Joseph A. Edminister, Mahmood Nahvi, "Electric circuits", Schaum's series, McGraw-Hill, First Edition, 2019
3. M E Van Valkenburg, "Network Analysis", Prentice-Hall of India Pvt Ltd, New Delhi, 2015.
4. Richard C. Dorf and James A. Svoboda, "Introduction to Electric Circuits", 7th Edition, John Wiley Sons, Inc. 2018.
5. Sudhakar A and Shyam Mohan SP, "Circuits and Networks Analysis and Synthesis", McGraw Hill, 2015.

CO's – PO's & PSO's MAPPING

| CO | PO | | | | | | | | | | | | PSO | | | |
|------|----|---|---|-----|---|---|---|---|---|----|----|----|-----|---|---|---|
| | 1 | 2 | 3 | 4 | 5 | 6 | 7 | 8 | 9 | 10 | 11 | 12 | 1 | 2 | 3 | 4 |
| 1 | 3 | 3 | 3 | 2 | 2 | - | 2 | 1 | - | - | - | 3 | 2 | 1 | - | - |
| 2 | 3 | 3 | 3 | 3 | 2 | - | 2 | 1 | - | - | - | 3 | 2 | 1 | - | - |
| 3 | 3 | 3 | 3 | 3 | 2 | - | 2 | 1 | - | - | - | 3 | 2 | 1 | - | - |
| 4 | 3 | 3 | 3 | 3 | 2 | - | 2 | 1 | - | - | - | 3 | 2 | 1 | - | - |
| 5 | 3 | 3 | 3 | 3 | 2 | - | 2 | 1 | - | - | - | 3 | 2 | 1 | - | - |
| 6 | 3 | 3 | 3 | 3 | 2 | - | 2 | 1 | - | - | - | 3 | 2 | 1 | - | - |
| Avg. | 3 | 3 | 3 | 2.8 | 2 | - | 2 | 1 | - | - | - | 3 | 2 | 1 | - | - |

1 - Low, 2 - Medium, 3 - High, '-' - no correlation

24TA201T

தமிழரும் தொழில்நுட்பமும்

L T P C
1 0 0 1

பாடத்திட்ட நோக்கங்கள் :

- சங்ககாலத்தில் நெசவு மற்றும் பாணை தொழில்நுட்பத்தினை அறிய முற்படுத்துதல்
- இலக்கியத்தின் வாயிலாக சங்க கால கட்டிட வடிவமைப்பு பற்றி அறிந்து கொள்ள முயற்சித்தல்
- சங்ககால தொழில்நுட்ப சிறப்பினை அறிய முற்படுதல்
- வேளாண்மை மற்றும் நீர் பாசனங்களின் முக்கியத்துவத்தை ஆராய முற்படுதல்
- அறிவியல் தமிழையும் மற்றும் கணினி தமிழின் சிறப்பையும் ஆராய முற்படுதல்

அலகு I நெசவு மற்றும் பாணைத் தொழில்நுட்பம்

3

சங்க காலத்தில் நெசவுத் தொழில் - பாணைத் தொழில்நுட்பம் - கருப்பு சிவப்பு பாண்டங்கள் - பாண்டங்களில் கீறல் குறியீடுகள்.

அலகு II வடிவமைப்பு மற்றும் கட்டிடத் தொழில்நுட்பம்

3

சங்க காலத்தில் வடிவமைப்பு மற்றும் கட்டுமானங்கள் & சங்க காலத்தில் வீட்டுப் பொருட்களில் வடிவமைப்பு - சங்க காலத்தில் கட்டுமான பொருட்களும் நடுகல்லும் - சிலப்பதிகாரத்தில் மேடை அமைப்பு பற்றிய விவரங்கள் - மாமல்லபுரம் சிற்பங்களும், கோவில்களும் - சோழர் காலத்துப் பெருங்கோயில்கள் மற்றும் பிற வழிபாட்டுத் தலங்கள் - நாயக்கர் காலக் கோயில்கள் - மாதிரி கட்டமைப்புகள் பற்றி அறிதல், மதுரை மீனாட்சி அம்மன் ஆலயம் மற்றும் திருமலை நாயக்கர் மஹால் - செட்டிநாட்டு வீடுகள் - பிரிட்டிஷ் காலத்தில் சென்னையில் இந்தோசாரோசெனிக் கட்டிடக் கலை.

அலகு III உற்பத்தித் தொழில் நுட்பம்

3

கப்பல் கட்டும் கலை - உலோகவியல் - இரும்புத் தொழிற்சாலை - இரும்பை உருக்குதல், எஃகு - வரலாற்றுச் சான்றுகளாக செம்பு மற்றும் தங்க நாணயங்கள் - நாணயங்கள் அச்சடித்தல் - மணி உருவாக்கும் தொழிற்சாலை - கல்மணிகள், கண்ணொடி மணிகள் - சுடுமண் மணிகள் - சங்கு மணிகள் - எலும்புத்துண்டுகள் - தொல்லியல் சான்றுகள் - சிலப்பதிகாரத்தில் மணிகளின் வகைகள்.

அலகு IV வேளாண்மை மற்றும் நீர்ப்பாசனத் தொழில் நுட்பம்

3

அணை, ஏரி, குளங்கள், மதகு - சோழர்காலக் குழித் தாம்பின் முக்கியத்துவம் - கால்நடை பராமரிப்பு - கால்நடைகளுக்காக வடிவமைக்கப்பட்ட கிணறுகள் - வேளாண்மை மற்றும் வேளாண்மைச் சார்ந்த செயல்பாடுகள் - கடல்சார் அறிவு - மீன்வளம் - முத்து மற்றும் முத்துக்குளித்தல் - பெருங்கடல் குறித்த பண்டைய அறிவு - அறிவுசார் சமூகம்.

அலகு V அறிவியல் தமிழ் மற்றும் கணினிதமிழ்

3

அறிவியல் தமிழின் வளர்ச்சி - கணினிதமிழ் வளர்ச்சி - தமிழ் நூல்களை மின்பதிப்பு செய்தல் - தமிழ் மென்பொருட்கள் உருவாக்கம் - தமிழ் இணையக் கல்விக்கழகம் - தமிழ் மின் நூலகம் - இணையத்தில் தமிழ் அகராதிகள் - சொற்குவைத் திட்டம்.

TOTAL : 15 PERIODS

COURSE OUTCOMES:

இறுதியாக இப்பாடத்தை படிப்பதன் மூலம் மாணவர்கள் கீழ்க்கண்ட பயன்களை அடைய முடியும்:

- CO 1:** சங்க கால தமிழர்களின் நெசவு மற்றும் பாணை தொழில்நுட்பத்தின் தொன்மையை அறிந்து கொள்ளல்.
- CO 2:** சங்ககால மக்களின் கட்டிட வடிவமைப்பு திறனை அறிய செய்தல்.
- CO 3:** சங்க இலக்கியத்திலிருந்து தமிழர்களின் உற்பத்தி தொழில்நுட்பத்தினை கற்றல்.
- CO 4:** சங்க இலக்கியத்தின் வாயிலாக வேளாண்மை சார்ந்த செய்திகளை அறிதல்.
- CO 5:** அறிவியல் தமிழ் மற்றும் கணினி தமிழ் பற்றிய சிறப்பினை கற்றுணர்தல்.

TEXT-CUM REFERENCE BOOKS:

1. தமிழக வரலாறு – மக்களும் பண்பாடும் – கே. கே. பிள்ளை (வெளியீடு: தமிழ்நாடு பாடநூல் மற்றும் கல்வியியல் பணிகள் கழகம்).
2. கணினித் தமிழ் – முனைவர் இல. சுந்தரம். (விகடன் பிரசுரம்).
3. கீழடி – வைகை நதிக்கரையில் சங்ககால நகர நாகரிகம் (தொல்லியல் துறை வெளியீடு).
4. பொருறை – ஆற்றங்கரை நாகரிகம் (தொல்லியல் துறை வெளியீடு).
5. Social Life of Tamils (Dr.K.K.Pillay) A joint publication of TNTB & ESC and RMRL – (in print).
6. Social Life of the Tamils - The Classical Period (Dr.S.Singaravelu) (Published by: International Institute of Tamil Studies).
7. Historical Heritage of the Tamils (Dr.S.V.Subatamanian, Dr.K.D. Thirunavukkarasu) (Published by: International Institute of Tamil Studies).
8. The Contributions of the Tamils to Indian Culture (Dr.M.Valarmathi) (Published by: International Institute of Tamil Studies).
9. Keeladi - 'Sangam City Civilization on the banks of river Vaigai' (Jointly Published by: Department of Archaeology & Tamil Nadu Textbook and Educational Services Corporation, Tamil Nadu)
10. Studies in the History of India with Special Reference to Tamil Nadu (Dr.K.K.Pillay) (Published by: The Author).
11. Porunai Civilization (Jointly Published by: Department of Archaeology & Tamil Nadu Textbook and Educational Services Corporation, Tamil Nadu).
12. Journey of Civilization Indus to Vaigai (R.Balakrishnan) (Published by: RMRL) – Reference Book.

CO's – PO's & PSO's MAPPING

| CO | PO | | | | | | | | | | | | PSO | | |
|------|----|---|---|---|---|---|---|---|---|----|----|----|-----|---|---|
| | 1 | 2 | 3 | 4 | 5 | 6 | 7 | 8 | 9 | 10 | 11 | 12 | 1 | 2 | 3 |
| 1 | - | - | - | - | - | 1 | 1 | 1 | 1 | 1 | - | - | - | - | - |
| 2 | - | - | - | - | - | 1 | 1 | 1 | 1 | 1 | - | - | - | - | - |
| 3 | - | - | - | - | - | 1 | 1 | 1 | 1 | 1 | - | - | - | - | - |
| 4 | - | - | - | - | - | 1 | 1 | 1 | 1 | 1 | - | - | - | - | - |
| 5 | - | - | - | - | - | 1 | 1 | 1 | 1 | 1 | - | - | - | - | - |
| Avg. | - | - | - | - | - | 1 | 1 | 1 | 1 | 1 | - | - | - | - | - |

1 - Low, 2 - Medium, 3 - High, '-' - no correlation

24TA201T

TAMILS AND TECHNOLOGY

| | | | |
|---|---|---|---|
| L | T | P | C |
| 1 | 0 | 0 | 1 |

COURSE OBJECTIVES:

- To learn about weaving and pottery technique of the sangam period through literature.
- To learn about the sangam architectural design through literature
- To know about the technical excellence introduced in sangam period.
- To study the scenario of agriculture and irrigation systems used in sangam period.
- To explore science through tamil and excellence of tamil through computers.

UNIT I WEAVING AND CERAMIC TECHNOLOGY 3
Weaving Industry during Sangam Age – Ceramic technology – Black and Red Ware Potteries (BRW) – Graffiti on Potteries.

UNIT II DESIGN AND CONSTRUCTION TECHNOLOGY 3
Designing and Structural construction House & Designs in household materials during Sangam Age - Building materials and Hero stones of Sangam age – Details of Stage Constructions in Silappathikaram - Sculptures and Temples of Mamallapuram - Great Temples of Cholas and other worship places - Temples of Nayaka Period - Type study (Madurai Meenakshi Temple)- Thirumalai Nayakar Mahal - Chetti Nadu Houses, Indo - Saracenic architecture at Madras during British Period.

UNIT III MANUFACTURING TECHNOLOGY 3
Art of Ship Building - Metallurgical studies - Iron industry - Iron smelting, steel -Copper and gold- Coins as source of history - Minting of Coins – Beads making-industries Stone beads -Glass beads - Terracotta beads -Shell beads/ bone beads - Archeological evidences - Gem stone types described in Silappathikaram.

UNIT IV AGRICULTURE AND IRRIGATION TECHNOLOGY 3
Dam, Tank, ponds, Sluice, Significance of Kumizhi Thoompu of Chola Period, Animal Husbandry - Wells designed for cattle use - Agriculture and Agro Processing - Knowledge of Sea - Fisheries – Pearl - Conche diving - Ancient Knowledge of Ocean - Knowledge Specific Society.

UNIT V SCIENTIFIC TAMIL & TAMIL COMPUTING 3
Development of Scientific Tamil - Tamil computing – Digitization of Tamil Books – Development of Tamil Software – Tamil Virtual Academy – Tamil Digital Library – Online Tamil Dictionaries – Sorkuvai Project.

TOTAL : 15 PERIODS

COURSE OUTCOMES:

At the end of the course, the students will be able to:

- CO 1:** Know the history of weaving and pottery technology of Sangam period Tamils.
- CO 2:** Realize the architectural design potential of the Sangam people.
- CO 3:** Learn the production technology of Tamils from Sangam Literature.
- CO 4:** Know the knowledge of agricultural news through association literature
- CO 5:** Learn about science Tamil and Computer Tamil speciality.

TEXT-CUM REFERENCE BOOKS:

1. தமிழக வரலாறு – மக்களும் பண்பாடும் – கே. கே. பிள்ளை (வெளியீடு: தமிழ்நாடு பாடநூல் மற்றும் கல்வியியல் பணிகள் கழகம்).
2. கணினித் தமிழ் – முனைவர் இல. சுந்தரம். (விகடன் பிரசுரம்).
3. கீழடி – வைகை நதிக்கரையில் சங்ககால நகர நாகரிகம் (தொல்லியல் துறை வெளியீடு).
4. பொருநை – ஆற்றங்கரை நாகரிகம் (தொல்லியல் துறை வெளியீடு).

5. Social Life of Tamils (Dr.K.K.Pillay) A joint publication of TNTB & ESC and RMRL – (in print).
6. Social Life of the Tamils - The Classical Period (Dr.S.Singaravelu) (Published by: International Institute of Tamil Studies).
7. Historical Heritage of the Tamils (Dr.S.V.Subaramanian, Dr.K.D. Thirunavukkarasu) (Published by: International Institute of Tamil Studies).
8. The Contributions of the Tamils to Indian Culture (Dr.M.Valarmathi) (Published by: International Institute of Tamil Studies).
9. Keeladi - 'Sangam City Civilization on the banks of river Vaigai' (Jointly Published by: Department of Archaeology & Tamil Nadu Textbook and Educational Services Corporation, Tamil Nadu).
10. Studies in the History of India with Special Reference to Tamil Nadu (Dr.K.K.Pillay) (Published by: The Author).
11. Porunai Civilization (Jointly Published by: Department of Archaeology & Tamil Nadu Textbook and Educational Services Corporation, Tamil Nadu).
12. Journey of Civilization Indus to Vaigai (R.Balakrishnan) (Published by: RMRL) – Reference Book.

CO's – PO's & PSO's MAPPING

| CO | PO | | | | | | | | | | | | PSO | | |
|------|----|---|---|---|---|---|---|---|---|----|----|----|-----|---|---|
| | 1 | 2 | 3 | 4 | 5 | 6 | 7 | 8 | 9 | 10 | 11 | 12 | 1 | 2 | 3 |
| 1 | - | - | - | - | - | 1 | 1 | 1 | 1 | 1 | - | - | - | - | - |
| 2 | - | - | - | - | - | 1 | 1 | 1 | 1 | 1 | - | - | - | - | - |
| 3 | - | - | - | - | - | 1 | 1 | 1 | 1 | 1 | - | - | - | - | - |
| 4 | - | - | - | - | - | 1 | 1 | 1 | 1 | 1 | - | - | - | - | - |
| 5 | - | - | - | - | - | 1 | 1 | 1 | 1 | 1 | - | - | - | - | - |
| Avg. | - | - | - | - | - | 1 | 1 | 1 | 1 | 1 | - | - | - | - | - |

1 - Low, 2 - Medium, 3 - High, '-' - no correlation

COURSE OBJECTIVES:

The main learning objective of this course is to provide hands on training to the students in:

- Welding process, sheet metal working, foundry work and basic machining operations.
- Laying and connecting various pipe fittings and making joints in wood materials.
- Wiring various electrical joints in common household electrical wire work.
- Soldering and testing simple electronic circuits.

GROUP – A (MECHANICAL & CIVIL)**PART I MECHANICAL ENGINEERING PRACTICES 15****WELDING WORK:**

- a) Welding of Butt Joint , Lap Joint and T joint using arc welding.
- b) Practicing gas welding.

SHEET METAL WORK:

- a) Making of a square tray.

FOUNDRY WORK:

Demonstrating basic foundry operations

BASIC MACHINING WORK:

- a) Facing and Turning.
- b) Step turning.
- c) Drilling.

PART II CIVIL ENGINEERING PRACTICES 15**PLUMBING WORK:**

- a) Connecting various basic pipe fittings like valves, taps, coupling, unions, reducers, elbows and other components which are commonly used in-house hold.
- b) Preparing plumbing line sketches.
- c) Laying pipe connection to the suction side of a pump
- d) Laying pipe connection to the delivery side of a pump.
- e) Connecting pipes of different materials: Metal, plastic and flexible pipes used in-house Hold appliances.

WOOD WORK:

- a) Sawing.
- b) Planing.
- c) Making joints like T-Joint, Mortise joint and Tenon joint.

GROUP – B (ELECTRICAL & ELECTRONICS)

PART III

ELECTRICAL ENGINEERING PRACTICES

15

S.No

Name of the Experiment

1. Introduction to switches, fuses, Miniature Circuit Breakers, indicators and lamps - Basic switch board wiring with lamp, fan and three pin sockets.
2. Staircase wiring.
3. Fluorescent Lamp wiring with introduction to CFL and LED types.
4. Energy meter wiring and related calculations/ calibration.
5. Study of Iron Box wiring and assembly /Water heater.
6. Study of Electronic type Fan Regulator using Diac/Triac
7. Study of emergency lamp wiring.

PART IV

ELECTRONIC ENGINEERING PRACTICES

15

SOLDERING WORK

- a) Soldering simple electronic circuits and checking continuity.

ELECTRONIC ASSEMBLY AND TESTING WORK:

- a) Assembling and testing electronic components on a small PCB.

ELECTRONIC EQUIPMENT STUDY:

- a) Study of elements of smart phone.
b) Study of elements of LED TV.
c) Assembly and dismantle of computer/laptop.

TOTAL: 60 PERIODS

COURSE OUTCOMES:

At the end of the course, the students will be able to

CO 1: Perform arc welding joints, making sheet metal object, prepare sand mould and machining simple operations.

CO 2: Connect various pipe fittings and making joints in wood materials.

CO 3: Wiring various electrical joints in common household electrical wire work.

CO 4: Perform soldering and testing simple electronic circuits.

CO's – PO's & PSO's MAPPING

| CO | PO | | | | | | | | | | | | PSO | | | |
|------|----|---|---|---|---|---|---|---|---|----|----|----|-----|---|---|---|
| | 1 | 2 | 3 | 4 | 5 | 6 | 7 | 8 | 9 | 10 | 11 | 12 | 1 | 2 | 3 | 4 |
| 1 | 2 | 2 | 2 | - | - | - | - | - | - | 2 | - | - | - | - | - | - |
| 2 | 2 | 2 | 2 | - | - | - | - | - | - | 2 | - | - | - | - | - | - |
| 3 | 2 | 2 | 2 | - | 3 | - | - | - | - | 2 | - | - | - | 1 | - | - |
| 4 | 2 | 2 | 2 | - | 3 | - | - | - | - | 2 | - | - | - | 1 | - | - |
| Avg. | 2 | 2 | 2 | - | 3 | - | - | - | - | 2 | - | - | - | 1 | - | - |

1 - Low, 2 - Medium, 3 - High, '-' - no correlation

COURSE OBJECTIVES:

- To simulate various electric circuits using Pspice/ Matlab/e-Sim / Scilab.
- To gain practical experience on electric circuits and verification of theorems.

LIST OF EXPERIMENTS

1. Experimental verification of series and parallel electrical circuit using fundamental laws.
2. Simulation and experimental verification of electrical circuit problems using Thevenin's theorem.
3. Simulation and experimental verification of electrical circuit problems using Norton's theorem.
4. Simulation and experimental verification of electrical circuit problems using Superposition theorem.
5. Simulation and experimental verification of Maximum Power transfer theorem.
6. Simulation and Experimental validation of R-C, R-L and RLC electric circuit transients.
7. Simulation and Experimental validation of frequency response of RLC electric circuit.
8. Design and implementation of series and parallel resonance circuit.
9. Experimental verification of three phase balanced and unbalanced star, delta networks circuit (Power and Power factor calculations).

TOTAL: 60 PERIODS**COURSE OUTCOMES:**


At the end of the course, the students will be able to

- CO 1:** Use experimental methods to verify the fundamental electrical laws for the given electric circuit (Ex 1).
- CO 2:** Use simulation and experimental methods to verify the various electrical theorems (Superposition, Thevenin, Norton and maximum power transfer) for the given DC/AC circuit (Ex 2-5).
- CO 3:** Analyze transient behavior of the given RL/RC/RLC circuit using simulation and experimental methods (Ex 6).
- CO 4:** Analyze frequency response of the given series and parallel RLC circuit using simulation and experimentation methods (Ex 7-8).
- CO 5:** Analyze three phase balanced and unbalanced star, delta networks circuit (Ex 9).

CO's – PO's & PSO's MAPPING

| CO | PO | | | | | | | | | | | | PSO | | | |
|------|----|---|---|---|---|---|---|---|---|----|----|----|-----|-----|---|-----|
| | 1 | 2 | 3 | 4 | 5 | 6 | 7 | 8 | 9 | 10 | 11 | 12 | 1 | 2 | 3 | 4 |
| 1 | 3 | 3 | 3 | 3 | 3 | - | 2 | 2 | 3 | - | - | - | 2 | 1 | - | - |
| 2 | 3 | 3 | 3 | 3 | 3 | - | 2 | 2 | 3 | - | - | - | - | 1 | - | - |
| 3 | 3 | 3 | 3 | 3 | 3 | - | 2 | 2 | 3 | - | - | - | - | - | - | - |
| 4 | 3 | 3 | 3 | 3 | 3 | - | 2 | 2 | 3 | - | - | - | - | - | - | 1 |
| 5 | 3 | 3 | 3 | 3 | 3 | - | 2 | 2 | 3 | - | - | - | 2 | - | - | 1 |
| Avg. | 3 | 3 | 3 | 3 | 3 | - | 2 | 2 | 3 | - | - | - | 0.8 | 0.4 | - | 0.4 |

1 - Low, 2 - Medium, 3 - High, '-' - no correlation



COURSE OBJECTIVES:

- To identify varied group discussion skills and apply them to take part in effective discussions in a professional context.
- To analyze concepts and problems and make effective presentations explaining them clearly and precisely.
- To be able to communicate effectively through formal and informal writing.
- To be able to use appropriate language structures to write emails, reports and essays.
- To give instructions and recommendations that are clear and relevant to the context.

UNIT I**12**

Speaking-Role Play Exercises Based on Workplace Contexts, discussing progress toward goals-talking about experiences- talking about events in life- discussing past events; Writing: writing emails (formal & semi-formal).

UNIT II**12**

Speaking: discussing news stories- -talking about travel problems - discussing travel procedures-making arrangements-describing arrangements- discussing plans and decisions- discussing purposes and reasons- -Writing: - writing different types of emails.

UNIT III**12**

Speaking: discussing predictions-describing the climate-discussing forecasts and scenarios-talking about purchasing-discussing advantages and disadvantages - discussing likes and dislikes; Writing: short essays and reports-formal/semi-formal letters.

UNIT IV**12**

Speaking: discussing the natural environment-describing systems - describing position and movement- explaining rules - (example- discussing rental arrangements)- understanding technical instructions; Writing: writing instructions - writing a short article.

UNIT V**12**

Speaking: describing things relatively-describing clothing-discussing safety issues (making recommendations) talking about electrical devices - describing controlling actions ; Writing: job application (Cover letter + Curriculum vitae) – writing recommendations.

TOTAL : 60 PERIODS

COURSE OUTCOMES:

At the end of the course, the students will be able to

- CO 1:** Speak effectively in group discussions held in a formal/semi formal contexts.
- CO 2:** Discuss, analyze and present concepts and problems from various perspectives to arrive at suitable solutions.
- CO 3:** Write emails, letters and effective job applications.
- CO 4:** Write critical reports to convey data and information with clarity and precision.
- CO 5:** Give appropriate instructions and recommendations for safe execution of tasks.

TEXT BOOKS:

1. English for Engineers & Technologists Orient Blackswan Private Ltd. Department of English, Anna University, (2020 edition).
2. English for Science & Technology Cambridge University Press 2021. Dr. Veena Selvam, Dr. Sujatha Priyadarshini, Dr. Deepa Mary Francis, Dr. KN. Shoba, and Dr. Lourdes Jovani, Department of English, Anna University.

REFERENCES:

1. Raman. Meenakshi, Sharma. Sangeeta (2019). Professional English. Oxford university press. New Delhi.
2. Improve Your Writing ed. V.N. Arora and Laxmi Chandra, Oxford Univ. Press, 2001, New Delhi.
3. Learning to Communicate – Dr. V. Chellammal. Allied Publishers, New Delhi, 2003.
4. Business Correspondence and Report Writing by Prof. R.C. Sharma & Krishna Mohan, TataMcGraw Hill & Co. Ltd., 2001, New Delhi.
5. Developing Communication Skills by Krishna Mohan, Meera Bannerji- Macmillan India Ltd. 1990, Delhi.

CO's – PO's & PSO's MAPPING

| CO | PO | | | | | | | | | | | | PSO | | | |
|------|----|---|---|---|---|---|---|---|---|----|----|----|-----|---|---|---|
| | 1 | 2 | 3 | 4 | 5 | 6 | 7 | 8 | 9 | 10 | 11 | 12 | 1 | 2 | 3 | 4 |
| 1 | - | - | - | - | - | 1 | - | 1 | 2 | 3 | - | 3 | - | - | - | - |
| 2 | - | - | - | - | - | 1 | - | 1 | 2 | 3 | - | 3 | - | - | - | - |
| 3 | - | - | - | - | - | 1 | - | 1 | 2 | 3 | - | 3 | - | - | - | - |
| 4 | - | - | - | - | - | 1 | - | 1 | 2 | 3 | - | 3 | - | - | - | - |
| 5 | - | - | - | - | - | 1 | - | 1 | 2 | 3 | - | 3 | - | - | - | - |
| Avg. | - | - | - | - | - | 1 | - | 1 | 2 | 3 | - | 3 | - | - | - | - |

1 - Low, 2 - Medium, 3 - High, '-' - no correlation